



# LIBRARIES

UNIVERSITY OF WISCONSIN-MADISON

## Wisconsin [men's] basketball 1983-84. 1983

Madison, Wisconsin: UW Sports News Service, 1983


<https://digital.library.wisc.edu/1711.dl/62X7CYZCX7PUD83>

<http://rightsstatements.org/vocab/InC/1.0/>

The libraries provide public access to a wide range of material, including online exhibits, digitized collections, archival finding aids, our catalog, online articles, and a growing range of materials in many media.

When possible, we provide rights information in catalog records, finding aids, and other metadata that accompanies collections or items. However, it is always the user's obligation to evaluate copyright and rights issues in light of their own use.

UPDATE <sup>in</sup> process



# **Wisconsin Basketball 1983-84**

**Badger Media Guide**

Published by UW Sports News Service

\$4.00



## 1983-84 MEN'S BASKETBALL SCHEDULE

Date:	Opponent: (Time CST)	Place:
<b>Wednesday, November</b>	<b>9 Yugoslavian National Team</b> (7:35 p.m.) (Exhibition)	<b>Madison</b>
<b>Saturday, November</b>	<b>26 Florida A&amp;M (1:05 p.m.)</b>	<b>Madison</b>
<b>Thursday, December</b>	<b>1 Northern Iowa (7:30 p.m.)</b>	<b>Cedar Falls, IA</b>
<b>Saturday, December</b>	<b>3 Southern Illinois (1:05 p.m.)</b>	<b>Madison</b>
<b>Monday, December</b>	<b>5 Nebraska (7:35 p.m.)</b>	<b>Madison</b>
<b>Wednesday, December</b>	<b>7 Northern Illinois (7:35 p.m.)</b>	<b>Madison</b>
<b>Saturday, December</b>	<b>10 Kansas State (7:35 p.m.)</b>	<b>Manhattan, KS</b>
<b>Tuesday, December</b>	<b>20 Toledo (7:00 p.m.)</b>	<b>Toledo, OH</b>
<b>Merrill Lynch Classic</b>		
<b>Thursday, December</b>	<b>29 Oklahoma State (5:30 p.m.)</b>	<b>Dayton, OH</b>
<b>Friday, December</b>	<b>30 Yale or Dayton (5:30 or 7:30 p.m.)</b>	<b>Dayton, OH</b>
<b>Thursday, January</b>	<b>5 Purdue (6:30 p.m.)</b>	<b>Lafayette, IN</b>
<b>Saturday, January</b>	<b>7 Illinois (1:05 p.m.)</b>	<b>Madison</b>
<b>Thursday, January</b>	<b>12 Michigan State (7:35 p.m.)</b>	<b>Madison</b>
<b>Saturday, January</b>	<b>14 Michigan (3:00 p.m.)</b>	<b>Madison</b>
(METRO TV)		
<b>Thursday, January</b>	<b>19 Northwestern (7:35 p.m.)</b>	<b>Evanston, IL</b>
<b>Saturday, January</b>	<b>21 Iowa (3:05 p.m.) (METRO TV)</b>	<b>Iowa City, IA</b>
<b>Wednesday, January</b>	<b>25 Minnesota (7:00 p.m.)</b>	<b>Minneapolis, MN</b>
(METRO TV)		
<b>Thursday, February</b>	<b>2 Ohio State (7:35 p.m.)</b>	<b>Madison</b>
<b>Saturday, February</b>	<b>4 Indiana (1:05 p.m.)</b>	<b>Madison</b>
<b>Thursday, February</b>	<b>9 Indiana (6:30 p.m.)</b>	<b>Bloomington, IN</b>
<b>Saturday, February</b>	<b>11 Ohio State (5:10 p.m.)</b>	<b>Columbus, OH</b>
<b>Wednesday, February</b>	<b>15 Minnesota (7:05 p.m.)</b>	<b>Madison</b>
(METRO TV)		
<b>Thursday, February</b>	<b>16 Marquette (7:00 p.m.)</b>	<b>Milwaukee, WI</b>
<b>Thursday, February</b>	<b>23 Iowa (7:35 p.m.)</b>	<b>Madison</b>
<b>Sunday, February</b>	<b>26 Northwestern (1:05 p.m.)</b>	<b>Madison</b>
<b>Thursday, March</b>	<b>1 Michigan (7:00 p.m.)</b>	<b>Ann Arbor, MI</b>
<b>Saturday, March</b>	<b>3 Michigan State (8:00 p.m.)</b>	<b>East Lansing, MI</b>
(METRO TV)		
<b>Tuesday, March</b>	<b>6 Purdue (7:35 p.m.)</b>	<b>Madison</b>
<b>Saturday, March</b>	<b>10 Illinois (3:05 p.m.)</b>	<b>Champaign, IL</b>

## NCAA BASKETBALL TOURNAMENT

Thursday-Friday, March 15-16 — First Round Games  
 Saturday-Sunday, March 17-18 — Second Round Games  
 Thursday-Friday, March 22-23 — Regional Semi-Finals  
 Saturday-Sunday, March 24-25 — Regional Finals  
 Saturday, March 31 — Semi-Finals  
 Kingdome, Seattle, WA  
 Monday, April 2 — Championship Game

# Table of Contents

## GENERAL

Covering the Badgers .....	4
University General Information .....	5
Athletic Department Directory .....	5
Athletic Director Elroy Hirsch .....	6
University Sketch .....	Inside Back Cover

## 1983-84 OUTLOOK

1983-84 Schedule .....	Inside Front Cover
1983-84 Outlook .....	11
1983-84 Opponents .....	31
Composite Non-Conference Big Ten Schedule .....	89
Composite Big Ten Conference Schedule .....	92

## COACHES

Head Coach Steve Yoder .....	7
Assistant Coaches .....	8

## PLAYERS

Rosters .....	13
Player Biographies .....	14

## 1982-83 REVIEW

1982-83 Game-by-Game .....	26
1982-83 Statistics .....	27
1983 Big Ten Review .....	28

## HISTORY

All-Time Scores with 1983-84 Opponents .....	41
All-Time Series Records .....	53
Composite Season Records .....	56
Year-by-Year Season Results .....	58
Coaches Records .....	71
All-time Big Ten Standings .....	72

## RECORDS

Wisconsin Scoring and Rebound Leaders .....	73
Field House Records .....	74
Individual Records .....	75
Team Records .....	79
Miscellaneous Records .....	81

## AWARDS

Wisconsin All-Americans .....	82
All-conference Performers .....	83
"W" Award Winners .....	85

## ATTENDANCE

History of Fieldhouse .....	90
Year-by-Year Attendance .....	91
All-Time Top Crowds .....	91





## COVERING THE BADGERS

**PRESS ROW:** Wisconsin's working facilities for press-radio-television are located on the west side of the Wisconsin Fieldhouse.

**WORKING TICKETS:** All requests for Press Row tickets must be placed with the Sports Information Office. Upon acceptance of applications, appropriate tickets are either mailed or held for pickup at the Press Will Call window at Gate 2. Working press tickets contain assigned seat locations. Telecopier service will be available to members of the working press by the appropriate servicing organizations.

**RADIO:** Each station admitted for broadcasting will be issued three tickets. Radio facilities are located in the second balcony of the west side. Tickets are mailed upon acceptance. If tickets are not mailed, they may be picked up in advance at the Sports Information Office, or from the Press Will Call window.

**PHOTOGRAPHERS:** Floor passes are limited to daily newspaper, wire service, and television photographers. Photographers may work from either the north or south ends and the west side of the court.

**PARKING:** A limited number of parking passes for Lots 18 and 19 are available to working people only. They will be issued as requested.

**PLAYER INTERVIEWS:** Media representatives may interview Wisconsin players in the Reinke Room after each game in the Wisconsin Fieldhouse following interviews of both coaches.

Players are also available for interviews each day prior to practice in the Fieldhouse (dependent upon class schedules). Practice starts each day at 2:45 p.m. and ends at 5:15 p.m. Requests should be made through the Sports Information Office in advance.

**COACHES INTERVIEWS:** Steve Yoder will meet with media representatives following each game after a short cooling off period in the Reinke Room of the Wisconsin Fieldhouse.

Best time to interview Coach Yoder on a daily basis is prior to practice at 2:00 p.m. in the Fieldhouse. He can also be reached at his office telephone (AC 608 262-4597) from 8:30 to 11:00 a.m. daily, and following practice by calling the Fieldhouse Coaches Office (AC 608 263-6943).

**YOUR HOSTS** in the Wisconsin Fieldhouse and at all University of Wisconsin athletic events are **Jim Mott**, Sports Information Director, and **Bob Leu**, Radio-TV Director.

**Jim Mott** is a Madison native and has B.A. degrees in Zoology and Journalism from the University of Wisconsin. As an undergraduate, he served as Wisconsin's basketball team manager for four years, earning a major "W" award for his work.

**Jim** is a past president of the College Sports Information Directors of America (CoSIDA) and the Madison Pen and Mike Club. He was named to the CoSIDA Hall of Fame in 1979.

He and his wife **Dorothy** are the parents of three sons—**William 21**, **David 18**, and **Eric 16**.

**Bob Leu** joined Wisconsin's Athletic Department staff as Radio-TV Director in September, 1973 from WHA-TV where he had served as producer-director and director of sports.

He is a Milwaukee native and a 1960 graduate of the University of Wisconsin with a Bachelor of Arts degree in speech.

**Bob** is the producer of Wisconsin's post-season football, basketball, and hockey highlight films, does color commentary on the Badger football broadcasts, and is the producer-host of Badger Football which is seen each season on the state's public television stations.

He and his wife **Janis** are the parents of daughters **Dawn, 24**, **Amie 21**, and a son **Adam 12**.

**Bob** is a past president of the Madison Pen and Mike Club.

Their offices are in Camp Randall Stadium. Telephone AC 608 262-1811. Mailing address is: 1440 Monroe Street, Madison, WI 53711.

# UNIVERSITY OF WISCONSIN GENERAL INFORMATION

**LOCATION** — Madison, WI 53711

**FOUNDED** — 1848

**ENROLLMENT** — 43,075

**ATHLETIC CONFERENCE** — Intercollegiate Conference of Faculty Representatives (Big Ten)

**TEAM NICKNAME** — Badgers

**COLORS** — Cardinal and White

**FIELDHOUSE** — UW-Fieldhouse (12,204)

**UNIVERSITY SYSTEM PRESIDENT** — Robert M. O'Neil

**CHANCELLOR** — Irving Shain

**FACULTY REPRESENTATIVE** — Prof. Frank J. Remington

**CHAIRMAN ATHLETIC BOARD** — Prof. David W. Tarr

**ATHLETIC DIRECTOR** — Elroy L. Hirsch

**ASSOCIATE ATHLETIC DIRECTORS** — Otto Breitenbach

Kit Saunders

Ralph Neale

**ASSISTANT ATHLETIC DIRECTORS** — Diane Johnson

Bob Lee

Paul Bonner

## SPORTS INFORMATION STAFF —

Jim Mott, Director 262-1811 (Home: 233-5009)

Bob Leu, Radio-TV Director 262-1811 (Home: 271-8633)

Doug Spencer, Assistant 262-1811

Telecopier Number (AC608) 262-1811

**University of Wisconsin  
Division of Intercollegiate Athletics**

**1440 Monroe Street  
Madison, WI 53711  
Telephone Directory AC 608**

Name and Position	Office Telephone	Telephone Directory AC 608	
Anacker, Harold—Equipment Manager	262-3633	Lauder, Jim—Head Soccer Coach	262-7749
Anderson, Dave—Football Assistant	262-6915	Lee, John Robert E.— Assistant Athletic Director	262-0553
Bonner, Paula—Assistant Athletic Director	263-5580	Leu, Robert—Radio-TV Director	262-2255
Bosanny, Jim—Assistant Training	262-3630	McBride, Ron—Football Assistant	262-6917
Bowen, Rick—Basketball Assistant	262-4598	McClain, Dave—Head Football Coach	262-1861
Braun, Jeff—Track Assistant	262-4398	McNulty, Brad—Basketball Assistant	262-4598
Breitenbach, Otto—Assoc. Athletic Director	262-1881	Moran, Ray—Weight Training	262-9535
Burney, Richard—Administrative Assistant	262-4313	Mott, James—Sports Information Director	263-4430
Clancy, Dr. William G.—Team Physician	263-1356	Murawski, Terry—National "W" Club	257-7717
Damman, Oscar C.—Administration	262-3300	Neale, Ralph—Associate Athletic Director	262-8009
Darda, Gerald E.—Diving Coach	262-5788	Nuttycombe, Ed—Head Track Coach	262-4397
Dockery, Albert—Track Assistant	262-4398	Pettinger, Jack—Swimming Coach	262-5788
Dudley, William—Football Assistant	262-6912	Pflughoeff, Mark—Gymnastics Coach	263-7886
Fishbain, Jerry—Administrative Assistant	262-5588	Reddan, Dr. William—Soccer Assistant	262-7749
Flarup, Tam—Women's SID	263-5502	Russo, Mario—Football Assistant	262-6903
Gillham, Anthony—Fencing Coach	271-2264	Ryan, William "Bo"—Basketball Assistant	262-4598
Goman, Sid—Maintenance Supervisor	262-3631	Sauer, Jeff—Hockey Coach	262-3932
Heater, Chuck—Football Assistant	262-6915	Saunders, Kit—Associate Athletic Director	263-5580
Hellickson, Russ—Wrestling Coach	262-4399	Schackter, Denny—Ticket Sales Assistant	263-7178
Helwig, Dennis—Assistant Trainer	262-3630	Schrock, Richard M.—Business Manager	262-0354
Hilles, Jim—Football Assistant	262-6906	Smith, Martin—Cross Country	262-4398
Hirsch, Elroy L.—Athletic Director	262-2311	Spencer, Doug—Assistant SID	262-1811
Hull, Mitch—Wrestling Assistant	262-3586	Spengler, Dave—Athletic Fund Raiser	262-4953
Jablonic, Randall—Crew Coach	262-4954	Standbrook, Grant—Hockey Assistant	262-3932
Jackson, Fred—Football Assistant	262-6913	Stoddard, Gordon—Head Trainer	262-3630
Jeter, Arnold—Football Assistant	262-6918	Tiziani, Dennis—Golf Coach	241-4601
Johnson, Diane—Dir. of Student Personnel	262-1914	Yoder, Steve—Head Basketball Coach	262-4597
Kuckkahn, Wayne—Ticket Sales Manager	262-1600	Zussman, Alan—Student Personnel Services	262-0748



## Hirsch Guides Wisconsin Athletic Program

Elroy "Crazylegs" Hirsch is in his 15th year as Wisconsin's Director of Athletics and he's the guiding force behind one of the finest athletic programs for men and women in the United States today.

Wisconsin's men's and women's athletic programs have consistently ranked in the Big Ten's first division during his tenure over the past fourteen years.

The Wausau native came back to Wisconsin — where he gained collegiate fame as a star sophomore running back in leading the Badgers to a No. 3 ranking during the 1942 football season — from the Los Angeles Rams on February 28, 1969.

His original appointment as athletic director — slated to end in 1979 — was first extended in 1974 by the school's athletic board through June 30, 1984, and again in April, 1979 through June 30, 1988 by Chancellor Irving Shain upon recommendation of the Athletic Board.

Chancellor Shain stated in a letter to Hirsch, "I am very pleased to take this present action. My own observations certainly support the opinion of the Athletic Board that you are one of the outstanding athletic directors, not only in the Big Ten — our 'home' conference, but also in the country at large. I am personally, as well as professionally, delighted to have you as a member of our university staff."

**His career has been one of success.**

Wisconsin fans, especially the older generation, remember him as a triple threat halfback on Harry Stuhldreher's 1942 football team that won eight games, lost only to Iowa, and tied Notre Dame.

Hirsch's play as a 19-year-old sophomore on Wisconsin's 1942 football team carried the Badgers to the brink of the national championship. The Wausau native rushed for 766 yards on 141 carries — his best was 174 yards on 22 attempts vs. Missouri — and his overall contribution added 226 yards passing, 390 yards on receptions and runbacks of punts, kickoffs, and interceptions plus nine touchdowns, five by rushing and four by passing.

He played at Michigan in 1943, as a Marine trainee, and he not only played football, but also basketball, track and baseball. He won his "M" in each sport, the only athlete ever to accomplish such a feat at Michigan.

He had a successful professional football career, first as halfback with the Chicago Rockets of the post-war All-American Conference, and later with the Los Angeles Rams for nine seasons as one of the all-time great ends.

It was at Los Angeles that "Crazylegs" was to attain new heights in his career. The Rams, in transition to the modern passing game, often split him wide as a receiver and finally moved him permanently to end — establishing him as the first flanker.

Hirsch was one of the athletes — like Otto



**Elroy "Crazylegs" Hirsch**

Graham and Sam Huff and Gino Marchetti — who brought special talents to the sport in the 1950's as it changed from two-way players to offensive and defensive specialists under free substitution.

In 1951 Hirsch displayed all his talents as he put together one of the finest seasons in National Football League history. He gained 1,495 yards on receptions, an all-time record approached only by Bobby Mitchell of the Washington Redskins (1,436 yards in 1963) and Hirsch had only twelve games to set the record, not 14, like Mitchell!

That same season Hirsch caught 17 touchdown passes to tie the league record set by Don Hutson of the Packers in 1942. He also caught at least one touchdown pass through 11 consecutive games over the 1950 and 1951 seasons.

Elroy compiled a total of 343 passes caught for 6,299 yards and 53 touchdown catches during his career with the Rams before retiring from NFL play following the 1957 season.


He was a successful executive with the Rams, first as general manager of the team, and later assistant to the president of the team, a job he relinquished to accept the job as Wisconsin athletic director.

He's been named to the Wisconsin Athletic Hall of Fame (1965), to professional football's Hall of Fame in Canton, Ohio (1968), to the National Football Hall of Fame in New York (1974), and to the Madison Sports Hall of Fame (1977).

He's also a member of the all-time NFL All-Star team for his play as end and flanker during his nine year career with the Los Angeles Rams.

Elroy and his wife, Ruth, are the parents of son Win Stephen, Los Angeles, and daughter Patricia Caroline, a recent University of Wisconsin graduate.

## Meet the Coach — STEVE YODER



Steve Yoder

Year	School	All Games			Conf.		Conf.
		W	L	Pct	W	L Pct	
1977-78	Ball State	10	15	.400	6	10	.375 Mid-American
1978-79	Ball State	16	11	.593	9	7	.563 Mid-American
1979-80	Ball State	14	15	.483	7	9	.438 Mid-American
1980-81	Ball State	20	10	.667	10	6	.625 Mid-American
1981-82	Ball State	17	11	.607	12	4	.750 Mid-American
Totals		77	62	.554	44	36	.550
1982-83	Wisconsin	8	20	.286	3	15	.167 Big Ten
Totals		85	82	.509	3	15	.167

**Steve** was named Wisconsin's tenth head basketball coach in mid-April of 1982, coming to the school from Ball State University where he had compiled a five year record of 77-62 as head coach.

He was named the Mid-American Conference "Coach-of-the-Year" for both the 1980-81 and 1981-82 seasons. The 1980-81 Ball State team shared the MAC title with three other schools and gained an NCAA tournament berth by winning the conference's post-season tournament.

Ball State compiled an overall 17-11 record during the 1981-82 season including a 12-4 conference record that gave them the MAC championship. The Cardinals lost to Northern Illinois 79-75 in overtime in the MAC post-season tournament title game with the winner advancing to the NCAA meet.

**Steve** is a native of Plymouth, IN and 1958 graduate of Plymouth High School. He attended Illinois Wesleyan University on a basketball and baseball scholarship, winning four letters in baseball and two in basketball before graduating in 1962. He received his master's degree from St. Francis College in Fort Wayne, IN., in 1970.

He started his coaching career at Glen Ellyn, IL., junior high school, and in 1965 took an assistant's position in basketball at Plymouth, IN.

He became head coach at Plymouth in 1967 and proceeded to guide the school to three conference titles, three sectional crowns, a pair of regional titles, and two finishes among the top ten teams in state rankings over a six year period.

**Steve** was named Indiana's District One "Coach-of-the-Year" in 1973, and he then accepted a job as assistant coach at Furman University. He came back to Indiana in 1975 as head coach at Mishawaka's Penn High School.

He then became assistant basketball coach at Ball State in 1976 and a year later became head coach at the school.



## Meet the Staff

### ASSISTANT COACH RICK BOWEN


**Rick Bowen** came to Wisconsin with Steve Yoder after serving as an assistant coach at Ball State and spending nine years as a high school head coach. **Rick** tutors the Badgers' inside players and scouts Wisconsin's opponents along with his recruiting responsibilities.

The eldest son of former Indiana governor Dr. Otis R. Bowen, **Rick** coached three Indiana high schools: East Central in Brookville (1977-81); Northwood in Napanee (1971-75); and Pierceton (1970-71).


**Rick's** 1970-71 Pierceton squad posted a 16-5 record, and his 1971-72 Northwood team earned the Northern Lakes Conference championship.

A 1966 graduate of Indiana University, **Rick** completed his masters degree at St. Francis College at Fort Wayne, Ind. in 1972. He served with the United States Army in Vietnam as a combat medic and earned a bronze star.

**Rick** and his wife **Sandra** have two sons, **Matthew**, 12, and **Michael**, 9.



Rick Bowen



Brad McNulty

### ASSISTANT COACH BRAD McNULTY


**Brad McNulty** came to Wisconsin from Ball State University where he served as an assistant coach to **Steve Yoder** for five years. The Kokomo, Indiana native is responsible for coaching the Badger perimeter shooters and coordinating Wisconsin's recruiting.

**Brad** joined the Ball State staff in 1976 after graduating from Purdue. After spending one year as a graduate assistant, Brad was named full-time assistant coach in 1977 upon the promotion of Steve Yoder to head coach.

**Brad** is the son of Carl McNulty, one of Indiana's most successful high school basketball coaches. The elder McNulty has been a head coach in the Hoosier state for 27 years, the last 13 in Kokomo, and ranks among the top ten active coaches in Indiana in victories.

As a prep star **Brad** garnered second-team all-state honors and was a three-time North Central Conference selection. He opted for Purdue on a basketball scholarship, but injured his knee and served four years as a Boilermaker student assistant coach.

## ASSISTANT COACH WILLIAM "BO" RYAN



"Bo" Ryan

William "Bo" Ryan enters his eighth season as an assistant coach at Wisconsin. His responsibilities include working with the guards and serving as Executive Director of the Badger Basketball Booster Club. He also plays a key role in the recruiting process.

The 36-year-old native of Chester, PA., came to Wisconsin in March of 1976 under Coach Bill Cofield. He was in charge of the Wisconsin defense during the 1979-80 season that was among the best in the school's modern history.


He is very involved in community activities and served as the chairman of the 1983 American Diabetes Association Sportathon. He was captain and most valuable player during his senior season at Wilkes College in Wilkes-Barre, PA. He

was a high scoring guard and still holds two school records — most points in a conference game (43) and most field goals in a single game (18). Bo graduated in 1969 with a bachelor's degree in Business Administration and later did graduate work at Villanova.

After serving as an assistant at Racine College, he went to Sun Valley High School, where he was named Delaware County Coach of the Year guiding his team to a second place finish in the Philadelphia Suburban League. His 1976 squad was the first from the school to make it to the state tournament. Bo and his wife Kelly have three children — Megan, 8, William Francis III, 5, and Matthew, 3.


## GRADUATE ASSISTANT GREG DANDRIDGE

Greg returns this season as a graduate assistant following four seasons on the hardwood for the Badgers. He saw action in 99 games during his collegiate career, including 31 starts. His 182 career assists rank him in the top ten in the Wisconsin record book. Greg had a career high 15 points against Purdue in 1981. He was named a high school all-American and state high school Player of the Year by HERTZ after leading his team to 48 straight wins and two WISAA state championships.



Greg Dandridge





Pictured above are Wisconsin's 1983-84 Basketball managers. Left to right, standing, Tim Seifriz, Joe Clark, Brian Vivona. Kneeling, left to right, Rick Olson and Jeffrey Hansen.

## STUDENT MANAGERS

### JOE CLARK

**Joe** starts his second year with the Badgers and is the senior manager for the squad. A graduate of Janesville Craig High School in 1980, he lettered in tennis and basketball. He'll graduate in May, 1984 in Economics and plans to go on to Graduate School in Sports Administration.

### TIM SEIFRIZ

**Tim** is in his second year with the Badgers. He graduated from Madison La Follette High School in May, 1982. He lettered in baseball and worked with the school's 1982 state championship basketball team. He is enrolled in Pre-Business and wants to pursue a career in Sports Administration.

### BRIAN VIVONA

**Brian** starts his third year with the Badgers. He is a native of Chicago, IL and lettered four years as a statistician for the basketball team at St. Patrick High School. He is majoring in Secondary Education and would like to teach Biology and coach basketball.

### JEFFREY HANSEN

**Jeff** is a 1983 graduate of Janesville Craig High School where he won letters in soccer and baseball his junior and senior years. He had a 5-0 record for Craig's baseball team that won the state title in 1983. His record was 9-0 for the Janesville American Legion baseball team that won the state title in 1983 and was third at the regional meet.

### RICK OLSON

**Rick** is a 1983 graduate of Brookfield Central High School where he lettered his senior year in basketball and baseball. The basketball team posted a 16-1 record in winning the Braveland Conference title, and the baseball team, on which he played shortstop, was 14-5.

## 1983-84 WISCONSIN BASKETBALL OUTLOOK

Basketball fortunes appear to be on the upswing for the University of Wisconsin 1983-84, as the Badgers head into the second year of Coach **Steve Yoder's** rebuilding program with nine returning lettermen.

For the second year in a row, Wisconsin is still without a senior class, and thus **Yoder** will have to rely primarily on four juniors to provide a promising group of underclassmen with leadership and experience on the court. It won't be an easy task, but **Yoder's** squad proved last year that no matter what else, they won't be out hustled or outworked.

**"First of all, we think we're going to be a better basketball team than we were a year ago, and basically because we've had a chance to work with the players for a year now,"** said **Yoder**. **"We still don't have a senior class, which is certainly going to hurt us; in fact, I think we're the only team in the Big Ten without one. But we do have eight players who have started for us at one time or another coming back and all five of our sophomores and three of our juniors have started in at least one Big Ten game. Yes, we are young, but we're also bigger and stronger and hopefully, better too."**

So what can **Steve Yoder** hope to accomplish in his second season at Wisconsin? **"Obviously we'd like to get out of the bottom of the league, and then we'd like to shoot for a plus .500 season.**

We think we have some young men that can compete in this league and we feel we improved in quite a few areas a year ago. Our record might not show that, but that doesn't tell the whole story. We got quite a bit of respectability back from other teams in the Big Ten."

Wisconsin posted an 8-20 overall mark and a 3-15 conference record in '82-83, but 12 of those 20 losses were by ten points or less. One of the problems **Yoder** hopes to better this winter concerns the team's misfortunes on the road. The Badgers had a respectable 7-8 record at home, but were able to record only one victory away from Madison. As **Yoder** knows, in the Big Ten you win with upperclassmen and you win with physical strength. And since Wisconsin has been devoid of seniors the past two years, one aspect of the game they could work on is their individual strength.

**"One of our biggest areas of improvement has been in our physical strength,"** said **Yoder**. **"We have increased measurably by each man in the off-season and through the Fall, and I am encouraged by that. Now how much that will mean to us in terms of victories I'm not sure, but this conference is definitely a strength league. I think seventy-five percent of the time, the strongest team — physically — is going to win."**

*(Continued on page 12)*


### ATHLETIC TRAINER JIM BOSANNY

**Jim Bosanny** starts his sixth season as the head basketball trainer for the University of Wisconsin. **Jim** has been with the Wisconsin training staff for nine years, the first four as a student trainer.

The Monroe, Wisconsin native is a 1977 graduate of Wisconsin with a degree in physical education. He is certified by the National Athletic Trainers Association (NATA).

In addition to his duties as a trainer, he is the coordinator for all the player meals, both at home and on the road.

**Jim** and his wife **Vicki** are the parents of a son, **Matthew**, 3. Assisting **Jim** is student trainer **Henry Perez**.



**Jim Bosanny**

Top returnees for the Badgers this Winter include 6-6 junior forward **Cory Blackwell** and 6-1 sophomore guard **Rick Olson**. Out of Chicago's Crane Tech High School, **Yoder** calls **Blackwell** "one of the top five players in the league." **Cory** led Wisconsin in scoring in '82-83 with 511 points and an 18.3 points-per-game average. He was also second in rebounding with a 7.4 norm and was the team's top scorer in 14 games and the top rebounder in 15. His personal best in points was 34 at Minnesota, and he topped Wisconsin in steals with 39.

"He's just a fine basketball player," said **Yoder**. "Cory has the ability to do a lot of different things on the court. He can score and he can rebound with most of the players in the Big Ten. He plays a lot bigger than 6-6."

In **Olson**, **Yoder** has a second-year guard with great potential. From Madison's LaFollete High School, **Olson** started in every game as a freshman. He averaged 11 points per game and led the team in assists with 83. He will be counted on heavily this year, as will fellow returning guards **David Miller** and **Jim Smith**. A 6-4 sophomore from Chicago-Vocational, **Miller** saw action in 25 games last season, averaging 4.6 points. He also chipped in 24 assists. **Smith**, out of Toledo, Ohio's Scott High, is a 6-6 guard-forward who played in 19 games — starting five — and averaged 4.9 points per game overall and 6.1 in Big Ten play.

Other returning juniors are 6-7 forward **Jack Hippen** (Chadwick, IL), 6-9 center **John Ploss** (Antioch, IL), and 6-7 forward **Scott Roth** (Brecksville, OH). **Hippen** played in 13 games, **Ploss** played in 23 and started ten, and **Roth** saw action in all 28, starting in 12. **Roth** averaged 5.8 points per game and 3.4 rebounds and was second on the team in assists with 67. He also had 19 steals.

Second-year lettermen include 6-8 forward-center **Jay Laszewski**, and 6-8 forward **Gregg Steinhaus**. **Laszewski** is from Stevens Point and played in 24 games as a freshman, 15 of which were in the Big Ten, while **Steinhaus** from



Steve Yoder

Portage, appeared in 25 games, starting three, as a freshman.

**Yoder** is high on the four new players who have enrolled at the UW, but certainly it will be a difficult adjustment for them from high school to life in the Big Ten. There is some outstanding potential there, and given time, **Yoder** expects them to be important contributors to future success with the Wisconsin basketball program.

The four freshmen are 6-3 guard **Mike Heineman** from Connorsville, IN; 6-10 forward-center **Scott Plondke** from Dubuque, IA; 6-7 forward **Ron Ripley** from Pulaski; and 6-7 forward **J.J. Weber** from Wales.

"Each one of our freshman has a chance to be a fine college basketball player," said **Yoder**, "but I don't expect any of them to step in right away and do the things you'd like to have out of a junior or senior. I do think they will contribute, and maybe even see quite a bit of playing time, but we have to give them the opportunity to develop and get acclimated to Big Ten basketball."



## 1983-83 UNIVERSITY OF WISCONSIN ALPHABETICAL ROSTER

No.	Name of Player	Pos	Hgt	Wgt	Age	Yr	Hometown (High School-Coach)
30	**Blackwell, Cory	F	6-6	215	20	Jr	Chicago, IL (Crane Tech-G.K. Smith)
10	Heineman, Mike	G	6-3	185	18	Fr	Connersville, IN (Basil Mawbey)
22	**Hippen, Jack	F	6-7	205	20	Jr	Chadwick, IL (Jack Fritz)
54	*Laszewski, Jay	F-C	6-8	190	19	So	Stevens Point (John Schell)
20	*Miller, David	G	6-4	180	19	So	Chicago, IL (Vocational-Richard Cook)
12	*Olson, Rick	G	6-1	165	19	So	Madison (LaFollette-Pete Olson)
41	Peterson, Don	F	6-6	210	20	So	Mt. Horeb, WI (Doug Nesheim)
52	Plondke, Scott	F-C	6-10	225	18	Fr	Prairie du Chien (Dubuque Wahlert-Jim McGrath)
50	**Ploss, John	C	6-9	220	20	Jr	Antioch, IL (Roger Andrews)
42	Ripley, Rod	F	6-7	175	18	Fr	Pulaski (Fred Kestly)
32	**Roth, Scott	F	6-7	200	20	Jr	Brecksville, OH (Biff Lloyd)
34	*Smith, Jim	G-F	6-6	170	19	So	Toledo, OH (Scott-Ben Williams)
44	*Steinhaus, Gregg	F	6-8	185	19	So	Portage (Howard Ochs)
40	Weber, J.J.	F	6-7	215	18	Fr	Wales (Kettle Moraine-Dave Rupnow)

\*Denotes Letterman

Head Coach: **Steve Yoder** (Illinois Wesleyan 1962, 2nd Year at Wisconsin (8-20) 77-62 in five years at Ball State; 1980-81 Mid-American Conference Co-Champion and NCAA tournament entry. 1981-82 Mid-American Conference Champions, Mid-American Conference Coach-of-the-Year in both 1980-81 and 1981-82 seasons.

Assistant Coaches: **Rick Bowen** (Indiana 1966), **Brad McNulty** (Purdue 1976), **Bo Ryan** (Wilkes 1969).

## 1982-83 UNIVERSITY OF WISCONSIN NUMERICAL ROSTER

No.	Name of Player	Pos	Hgt	Wgt	Yr
10	Mike Heineman	G	6-3	185	Fr
12	*Rick Olson	G	6-1	165	So
20	*David Miller	G	6-4	180	So
22	**Jack Hippen	F	6-7	205	Jr
30	**Cory Blackwell	F	6-6	215	Jr
32	**Scott Roth	F	6-7	200	Jr
34	*Jim Smith	G-F	6-6	170	So
40	J.J. Weber	F	6-7	215	Fr
41	Don Peterson	F	6-6	210	So
42	Rod Ripley	F	6-7	175	Fr
44	*Gregg Steinhaus	F	6-8	185	So
50	**John Ploss	C	6-9	220	Jr
52	Scott Plondke	F-C	6-10	225	Fr
54	*Jay Laszewski	F-C	6-8	190	So

\*Denotes Letterman

**CORY BLACKWELL**  
**F 6-6 210 Jr**  
**Chicago, IL (Crane Tech)**

Cory was named team MVP following the '82-'83 season, in which he led the team in scoring with 18.3 ppg overall and 18.8 ppg in Big Ten play . . . included in these scoring totals are games of 34, 34, and 31 points, against Ohio State, Minnesota, and Purdue, respectively . . . Cory started all 28 games last season and also led the team in steals with 39 . . . ranked 5th in conference scoring and 6th in rebounding . . . was named to 1983 3rd team UPI all-Big Ten and Honorable Mention AP all-Big Ten . . . as a freshman, started 24 of 27 games . . . was team's second leading scorer with 13.5 ppg . . . very strong and quick . . . has tremendous potential . . . used at forward, but can play big guard. **High School:** Rated as one of the top 50 recruits in the nation as a high school senior . . . averaged 25 points and 16 rebounds per game his senior year at Crane Tech . . . an all-area and all-state selection . . . scored 16 points



to help lead the Midwest team to victory in the McDonald's Prep Cage Classic . . . High School coach was **Willie White** . . . Enrolled in Letters and Science.

**CAREER RECORD**


SEASON	G	FG	FGA	PCT	FT	FTA	PCT	REB	AVE	A	PF	PTS	AVE
1981-82	27	147	330	.445	71	103	.689	137	5.1	43	64	365	13.5
1982-83	28	215	465	.462	80	113	.708	206	7.4	44	70	511	18.3
	55	362	795	.455	151	216	.699	343	6.2	87	134	876	15.9
	<i>83</i>	<i>563</i>	<i>1234</i>	<i>.456</i>	<i>278</i>	<i>347</i>	<i>.700</i>	<i>586</i>	<i>7.1</i>	<i>137</i>	<i>199</i>	<i>1405</i>	<i>16.9</i>

**BIG TEN**

SEASON	G	FG	FGA	PCT	FT	FTA	PCT	REB	AVE	A	PF	PTS	AVE
1981-82	18	94	227	.414	46	66	.697	86	4.8	21	41	234	13.0
1982-83	18	139	290	.479	59	83	.711	127	7.1	29	45	338	18.8
	36	233	517	.451	105	149	.705	213	5.9	50	86	572	15.9
	<i>54</i>	<i>367</i>	<i>747</i>	<i>.460</i>	<i>195</i>	<i>266</i>	<i>.695</i>	<i>373</i>	<i>6.9</i>	<i>78</i>	<i>132</i>	<i>920</i>	<i>17.0</i>

**CAREER HIGHS**

- Most Points:** 34, Ohio State, Feb. 9, 1983, Minnesota, Feb. 19, 1983
- Most Rebounds:** 12, Michigan, Jan. 15, 1983, Michigan, March 2, 1983 *15*
- Most Assists:** 5, Tennessee, Dec. 27, 1981
- Most Field Goals:** 14, Ohio State, Feb. 9, 1983
- Most Free Throws:** 10, Minnesota, Feb. 19, 1983




## Blackwell Game-By-Game in Career

Game	FG-FGA	FT-FTA	REB	PF	A	TO	BLK	S	PTS	MIN
UI-Chicago	8-12	0-0	4	3	3	2	0	1	16	37
UW-Green Bay	4-10	5-6	5	3	3	1	0	0	13	27½
Central Michigan	5-11	2-4	8	2	2	2	0	3	12	36½
Ball State	5-11	2-3	5	2	1	2	0	0	12	26½
Northern Iowa	5-10	3-4	3	2	0	1	1	2	13	30
Oregon	8-14	6-7	5	3	3	2	1	1	22	38
Tennessee	3-6	2-5	6	3	5	4	0	0	8	29
Iowa State	8-12	2-3	7	4	3	1	1	1	18	31
Michigan	7-12	0-3	2	2	0	4	0	0	14	30
Ohio State	4-12	4-5	3	2	1	2	0	0	12	29
Northwestern	3-10	3-5	4	3	1	0	0	0	9	25
Iowa	4-14	8-8	4	4	1	3	0	1	16	39
Minnesota	3-12	1-2	6	0	2	5	0	1	7	36
Michigan State	4-13	4-5	8	3	2	1	0	2	12	39
Indiana	9-15	0-1	7	4	1	3	0	1	18	34½
Purdue	5-13	3-4	3	2	0	2	0	1	13	38
Illinois	1-10	4-6	5	5	1	2	0	0	6	26
Purdue	5-9	4-4	1	0	0	1	0	1	14	18½
Minnesota	7-15	1-2	5	0	1	5	0	2	15	35
Illinois	5-12	0-1	5	2	0	4	0	0	10	32
Indiana	9-22	6-7	5	3	2	6	1	3	24	36
Michigan State	4-9	1-3	7	0	3	2	1	0	9	35
Iowa	9-18	2-2	4	1	1	2	0	3	20	34
Northwestern	8-13	3-6	5	3	1	0	1	2	19	37
Ohio State	2-5	2-2	1	5	3	1	0	1	6	25
Michigan	5-13	0-0	11	2	1	2	0	2	10	26½
Marquette	7-17	3-5	8	1	2	1	0	1	17	36
Freshman Year	147-330	71-103	137	64	43	61	6	28	365	868½
Washington State	8-19	0-2	8	3	2	4	0	0	16	39
Toledo	11-22	0-1	6	3	4	2	0	1	22	35
Northern Iowa	3-11	3-4	4	2	0	4	0	0	9	29½
Kansas State	9-23	2-4	8	2	2	1	0	0	20	39½
Ball State	7-18	3-4	11	1	2	1	0	1	17	38
Central Michigan	11-15	2-2	8	1	2	1	0	2	24	31½
Northern Illinois	7-18	2-2	11	0	2	1	0	2	16	37
Georgetown	3-16	3-4	6	3	0	2	1	2	9	37
USC	8-17	3-3	10	5	0	3	0	2	19	33
Purdue	6-16	1-2	3	4	1	3	0	3	13	33½
Illinois	6-16	0-0	5	4	0	3	1	1	12	28
Michigan State	9-18	2-3	1	4	2	5	0	0	20	30
Michigan	7-17	2-2	12	1	1	3	0	1	16	40
Northwestern	1-6	3-6	4	4	1	1	0	0	5	20½
Iowa	9-14	0-2	7	2	1	2	0	1	18	37½
Minnesota	3-13	4-6	5	1	3	3	1	2	10	40
Indiana	9-13	2-4	9	1	1	2	0	2	20	37
Ohio State	10-18	5-5	7	3	0	4	0	3	25	40
Ohio State	14-22	6-7	6	3	2	3	0	1	34	39
Indiana	1-8	0-2	5	4	1	1	0	0	2	30
Marquette	9-16	3-4	7	5	1	1	0	1	21	36½
Minnesota	12-30	10-11	11	3	2	0	0	2	34	40
Iowa	6-13	6-8	8	0	3	3	0	3	18	35
Northwestern	9-18	0-0	8	3	2	4	0	2	19	38
Michigan	7-18	9-11	12	1	1	6	0	1	23	34½
Michigan State	8-18	2-3	5	1	3	4	0	3	18	27½
Illinois	9-13	2-2	6	4	2	3	0	2	20	38
Purdue	13-19	5-9	13	2	3	2	0	1	31	40
Sophomore Year	215-465	80-113	206	70	44	72	3	39	511	994½
Career	362-795	151-216	343	134	87	133	9	67	876	



**JACK HIPPEN**  
**F 6-7 205 Jr**  
**Chadwick, IL**

Jack saw action in thirteen contests last season ... appeared in 17 games as a freshman, averaging 1.4 ppg ... tallied a career high of six points and five rebounds against Oregon in the Far West Classic in 1981 ... very intense and physical basketball player ... good hustler. **High School:** Averaged 26.3 points and 13.4 rebounds per game as a senior at Chadwick High School ... named Player of the Year in the Freeport-Rockford area ... High School coach was **Jack Fritz** ... Majoring in Agriculture.



**CAREER RECORD**

SEASON	G	FG	FGA	PCT	FT	FTA	PCT	REB	AVE	A	PF	PTS	AVE
1981-82	17	9	28	.321	5	9	.556	16	0.9	4	15	23	1.4
1982-83	13	3	12	.250	2	2	1.000	8	0.6	3	9	8	0.6
	30	12	40	.300	7	11	.636	24	0.8	7	24	31	1.0

**BIG TEN**


SEASON	G	FG	FGA	PCT	FT	FTA	PCT	REB	AVE	A	PF	PTS	AVE
1981-82	10	3	11	.273	1	2	.500	7	0.7	3	7	7	0.7
1982-83	7	2	9	.222	2	2	1.000	4	0.6	3	6	6	0.8
	17	5	20	.250	3	4	.750	11	0.6	6	13	13	0.8

**CAREER HIGHS**

- Most Points:** 6, Oregon, Dec. 26, 1981
- Most Rebounds:** 5, Oregon, Dec. 26, 1981
- Most Assists:** 3, Indiana, Jan. 28, 1982, Northwestern, Jan. 20, 1983
- Most Field Goals:** 2, Marquette, Mar. 9, 1982
- Most Free Throws:** 4, Oregon, Dec. 26, 1981

**JAY LASZEWSKI**  
**F-C 6-8 190 So**  
**Stevens Point, WI**

Jay played in all but four games last season, averaging 1.9 ppg as a forward . . . had a season high of 6 points against Minnesota and 5 rebounds against Georgetown . . . will be counted upon heavily in '83-84 for added strength in the middle . . . made five starts during first year of competition, including two in Big Ten. **High School:** Named first team all-state after leading top-ranked Stevens Point to the state finals, where the Panthers lost 62-61 to Madison LaFollette, headed by teammate Rick Olson . . . averaged 18.3 ppg his senior season . . . ranked second in scoring and first in rebounding in Class A tournament action . . . High School coach was **John Schell** . . . Enrolled in Letters and Sciences.



**CAREER RECORD**

SEASON	G	FG	FGA	PCT	FT	FTA	PCT	REB	AVE	A	PF	PTS	AVE
1982-83	24	19	39	.487	8	12	.667	23	1.0	9	33	46	1.9

**BIG TEN**

SEASON	G	FG	FGA	PCT	FT	FTA	PCT	REB	AVE	A	PF	PTS	AVE
1982-83	15	11	27	.407	3	5	.600	10	0.7	5	22	25	1.7

**CAREER HIGHS**


**Most Points:** 6, Minnesota, Feb. 19, 1983

**Most Rebounds:** 5, Georgetown, Dec. 28, 1982

**Most Assists:** 2, Illinois, Mar. 10, 1983


**Most Field Goals:** 3, Minnesota, Feb. 19, 1983

**Most Free Throws:** 3, Central Michigan, Dec. 11, 1982



**JOHN PLOSS**  
**C 6-9 220 Jr**  
**Antioch, IL**

John played in 23 games last season, including ten Big Ten starts . . . began the year slowly, coming off knee surgery the previous summer . . . added much needed size in the middle when in action . . . as a freshman, John played in 25 games, starting two . . . scored career high of eight points in games against UW-Green Bay and Purdue . . . averaged 2.4 ppg and 1.9 rpg . . . very strong and aggressive player. **High School:** Received honorable mention all-state honors in high school after leading Antioch High School to an unblemished mark in conference play and making a state tournament appearance . . . averaged 27 ppg his senior year . . . team MVP . . . all-conference and all-county selection . . . High School coach was **Roger Andrews** . . . Majoring in Landscape Architecture.



**CAREER RECORD**


SEASON	G	FG	FGA	PCT	FT	FTA	PCT	REB	AVE	A	PF	PTS	AVE
1981-82	25	24	60	.400	12	14	.857	49	1.9	6	55	60	2.4
1982-83	23	12	29	.414	6	7	.857	29	1.3	11	44	30	1.3
	48	36	89	.404	18	21	.857	78	1.6	17	99	90	1.9

**BIG TEN**

SEASON	G	FG	FGA	PCT	FT	FTA	PCT	REB	AVE	A	PF	PTS	AVE
1981-82	17	16	53	.302	8	10	.800	32	1.9	6	37	40	2.4
1982-83	16	11	25	.440	4	4	1.000	26	1.6	11	40	26	1.6
	33	27	78	.346	12	14	.857	58	1.8	17	77	66	2.0

**CAREER HIGHS**


- Most Points:** 8, Purdue, Jan. 30, 1982, UW-Green Bay, Dec. 5, 1981
- Most Rebounds:** 7, Iowa, Jan. 22, 1983
- Most Assists:** 3, Iowa, Jan. 22, 1983, Indiana, Feb. 18, 1982
- Most Field Goals:** 4, Purdue, Jan. 30, 1982
- Most Free Throws:** 4, Ohio State, Mar. 4, 1982





**DAVID MILLER**  
**G 6-4 180 So**  
**Chicago, IL (Vocational)**

David saw a lot of playing time last season, appearing in all but three games . . . averaged 4.6 ppg overall and 3.0 ppg in the Big Ten . . . had a season high of 17 points and 8 rebounds against Northern Iowa. **High School:** Received first team all-city honors from the Chicago Defender . . . led Chicago Vocational High School in scoring with 20 ppg . . . his team went 50-6 his last two seasons . . . High School Coach was **Richard Cook** . . . Enrolled in Communication Arts.



**CAREER RECORD**


SEASON	G	FG	FGA	PCT	FT	FTA	PCT	REB	AVE	A	PF	PTS	AVE
1982-83	25	46	108	.426	23	37	.622	52	2.1	24	43	116	4.6

**BIG TEN**

SEASON	G	FG	FGA	PCT	FT	FTA	PCT	REB	AVE	A	PF	PTS	AVE
1982-83	16	17	49	.347	14	22	.636	21	1.3	8	16	48	3.0

**CAREER HIGHS**


- Most Points:** 17, Northern Iowa, Dec. 1, 1982
- Most Rebounds:** 8, Northern Iowa, Dec. 1, 1982
- Most Assists:** 4, Central Michigan, Dec. 11, 1982
- Most Field Goals:** 7, Northern Iowa, Dec. 1, 1982
- Most Free Throws:** 5, Indiana, Feb. 3, 1983



**SCOTT ROTH**  
**F 6-7 200 Jr**  
**Brecksville, OH**

DAVID MILLER  
 © 1983  
 Chicago, Ill. (Western)

Scott played in all 28 games last season, starting in 12 of them . . . had a career high 21 points against USC in the Winston Tire Classic, a performance which earned him a spot on the all-tournament team . . . was slowed by an arm injury the second half of the season . . . played in 25 games and started two as a freshman . . . averaged 4.2 points and 1.9 rebounds per game . . . plays forward, but can also play big guard . . . good long range shooter and has good passing ability. **High School:** Honorable mention all-American choice his senior year in high school despite missing much of the season with a broken foot . . . all-city and all-state honors . . . played on three conference championship teams . . . High School coach was **Biff Lloyd** . . . Enrolled in Communications.



**CAREER RECORD**


SEASON	G	FG	FGA	PCT	FT	FTA	PCT	REB	AVE	A	PF	PTS	AVE
1981-82	25	47	102	.461	10	18	.556	47	1.9	27	42	104	4.2
1982-83	28	59	156	.378	43	60	.717	94	3.4	67	64	161	5.8
	53	106	258	.411	53	78	.679	141	2.7	94	106	265	5.0

**BIG TEN**

SEASON	G	FG	FGA	PCT	FT	FTA	PCT	REB	AVE	A	PF	PTS	AVE
1981-82	16	28	67	.418	7	11	.636	30	1.9	12	24	63	3.9
1982-83	18	20	66	.303	21	34	.618	45	2.5	41	32	60	3.3
	34	48	133	.361	28	45	.622	75	2.2	53	56	123	3.6


**CAREER HIGHS**

- Most Points:** 21, USC, Dec. 29, 1982
- Most Rebounds:** 9, Northern Iowa, Dec. 1, 1983
- Most Assists:** 5, Minnesota, Jan. 29, 1983, Indiana, Feb. 3, 1983, Ohio State, Feb. 5, 1983
- Most Field Goals:** 8, USC, Dec. 29, 1983
- Most Free Throws:** 7, Michigan State, Jan. 13, 1983



**RICK OLSON**  
**G 6-1 165 So**  
**Madison, WI (LaFollette)**

Rick started all 28 games last season, averaging 11.0 ppg overall and 10.4 ppg in conference play . . . led the team in assists . . . scored a season high 25 points against Michigan . . . recipient of team's Freshman Achievement Award . . . ranked 25th in conference scoring. **High School:** Named Wisconsin's prep player of the year in 1982 . . . scored a city single-season record 694 points, averaging over 27 ppg . . . scored 40 or more points twice and 30 or more points eleven times . . . tallied 24 points in the fourth quarter of LaFollette's 62-61 victory over Stevens Point for the state championship . . . High School Coach was **Pete Olson** . . . Enrolled in Pre-Business.



**CAREER RECORD**

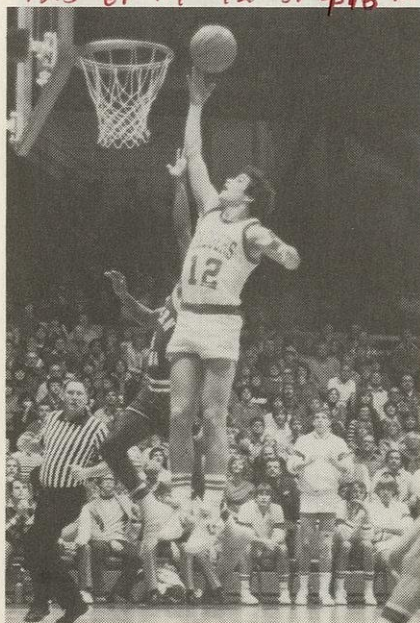
SEASON	G	FG	FGA	PCT	FT	FTA	PCT	REB	AVE	A	PF	PTS	AVE
1982-83	28	129	326	.398	31	41	.756	41	1.5	83	63	307	11.0
	56	295	663	.445	90	107	.841	85	1.5	150	127	698	12.5

**BIG TEN**

SEASON	G	FG	FGA	PCT	FT	FTA	PCT	REB	AVE	A	PF	PTS	AVE
1982-83	18	81	193	.420	12	19	.632	27	1.5	51	39	188	10.4
	36	167	418	.447	60	71	.845	61	1.7	92	81	448	12.4

**CAREER HIGHS**


- Most Points:** 25, Michigan, Mar. 2, 1983
- Most Rebounds:** 4, Northwestern, Jan. 20, 1983
- Most Assists:** 9, Northwestern, Feb. 26, 1983, Michigan, Mar. 2, 1983
- Most Field Goals:** 9, Northern Illinois, Dec. 20, 1982
- Most Free Throws:** 6, Kansas State, Dec. 4, 1982





**JIM SMITH**  
**G-F 6-6 170 So**  
**Toledo, OH (Scott)**

Jim played in 19 games last season, starting five of them . . . was named the team's Most Improved Player at the end of the season . . . averaged 6.1 ppg in 13 Big Ten appearances, coming on strong at the end of the season . . . had season highs of 13 points against Iowa and 10 rebounds against Michigan State . . . plays both forward and guard. **High School:** Toledo's prep Player of the Year in 1982 . . . averaged 23 ppg and guided his team to the final four in the Ohio state play-offs . . . High School coach was **Ben Williams** . . . Enrolled in Communication Arts.



### CAREER RECORD


SEASON	G	FG	FGA	PCT	FT	FTA	PCT	REB	AVE	A	PF	PTS	AVE
1982-83	19	36	86	.419	20	31	.645	40	2.2	17	23	93	4.9

### BIG TEN

SEASON	G	FG	FGA	PCT	FT	FTA	PCT	REB	AVE	A	PF	PTS	AVE
1982-83	13	30	74	.405	18	26	.692	31	2.4	17	20	74	6.1

### CAREER HIGHS

- Most Points:** 13, Iowa, Feb. 24, 1983
- Most Rebounds:** 10, Michigan State, Mar. 5, 1983
- Most Assists:** 4, Michigan State, Mar. 5, 1983
- Most Field Goals:** 6, Iowa, Feb. 24, 1983
- Most Free Throws:** 5, Michigan State, Mar. 5, 1983






## GREGG STEINHAUS

F 6-8 185 So

Portage, WI

Gregg played in all but three contests last season, starting three games at forward . . . averaged 2.2 ppg and 2.1 rpg in Big Ten play . . . converted on first four collegiate field goal tries (2-2 vs. Northern Iowa, 1-1 vs. Kansas State, 1-1 vs. Central Michigan) before missing at Northern Illinois . . . had a season high eight points and seven rebounds against Indiana. **High School:** led Portage High School to the Class B Championship and a 23-2 season mark . . . averaged 17.8 ppg and 10.6 rpg . . . was the top scorer and rebounder in the Class B tournament . . . High School coach was **Howard Ochs** . . . Majoring in Meat and Animal Science.



### CAREER RECORD

SEASON	G	FG	FGA	PCT	FT	FTA	PCT	REB	AVE	A	PF	PTS	AVE
1982-83	25	20	53	.377	14	20	.700	46	1.8	7	34	54	2.2

### BIG TEN

SEASON	G	FG	FGA	PCT	FT	FTA	PCT	REB	AVE	A	PF	PTS	AVE
1982-83	16	12	38	.316	11	15	.733	34	2.1	3	23	35	2.2

### CAREER HIGHS


**Most Points:** 8, Indiana, Feb. 12, 1983

**Most Rebounds:** 7, Indiana, Feb. 12, 1983

**Most Assists:** 2, Michigan, Mar. 2, 1983


**Most Field Goals:** 4, Indiana, Feb. 12, 1983

**Most Free Throws:** 3, Northwestern, Jan. 20, 1983



**SCOTT PLONDKE**  
**F-C 6-10 225 Fr**  
**Dubuque, IA (Wahlert)**


Scott prepped at Dubuque, IA. Wahlert High School . . . was named to the Iowa all-state first team . . . averaged 21.6 ppg and 10.7 rpg as a senior, shooting 59% from the field . . . had a season high 36 points against Dubuque Hempstead . . . averaged 18.6 ppg and 9.5 rpg as a junior, shooting 65% from the floor . . . last year's Wahlert team lost in the state quarter-finals to eventual champion Linn-Mar . . . scored 17 and 18 points in two Iowa-Minnesota high school all-star games . . . High School coach was **Jim McGrath**.



**Scott Plondke**

**MIKE HEINEMAN**  
**G 6-3 185 Fr**  
**Connersville, IN**


Mike was a three year starter leading Connersville High School to the Indiana State Basketball Championship . . . was a member of the prestigious Indiana All-Star team . . . averaged 15 ppg and 7 assists per game as a senior . . . twin brother Chris signed a letter of intent to play basketball at Davidson University . . . High School coach was **Basil Mawby**.



**Mike Heineman**

**J.J. WEBER**  
**F 6-7 215 Fr**  
**Wales, WI (Kettle Moraine)**


J.J. averaged 20.5 ppg and 13 rpg, shooting 67% from the floor . . . was a unanimous all-Scenic Moraine conference choice three straight years . . . was 1983 Milwaukee Sentinel Player of the Year . . . also 1983 first team All-State UPI and AP . . . played in 1983 Wisconsin High School All-Star game . . . High School coach was **David Rupnow**.



**J.J. Weber**

**ROD RIPLEY**  
**F 6-7 175 Fr**  
**Pulaski, WI**

Rod scored 24.9 ppg as a senior at Pulaski High School, averaging 55% from the floor and 75% from the free throw line . . . 1983 first team UPI and AP All-State selection . . . played in 1983 Wisconsin High School All-Star game . . . older brother Ron was All-American center at UW-Green Bay . . . High School coach was **Fred Kestly**.



**Rod Ripley**

## WISCONSIN GAME BY GAME IN 1982-83

DATE	WIS	OPP	WISCONSIN		OPPONENT		CROWD	SCORING		REBOUNDING	
			FG %	FT %	FG %	FT %					
11/27*	64-Washington State	66	.435	.667	.403	.762	6,377	Sellers	19	Sellers	12
11/29*	79-Toledo	71	.450	.778	.444	.714	5,118	Sellers	23	Sellers	15
12/1*	76-Northern Iowa	69	.475	.708	.482	.500	5,031	Miller	17	Sellers-Roth	9
12/4*	64-Kansas State	52	.383	.818	.500	.632	7,476	Blackwell	20	Sellers	9
12/8	66-Ball State	76	.444	.625	.471	.625	6,625	Roth-Blackwell	17	Blackwell-Sellers	11
12/11*	83-Central Michigan	67	.538	.909	.380	.667	4,716	Blackwell	24	Blackwell-Sellers	8
12/20	58-Northern Illinois	55	.419	.750	.396	.722	2,517	Olson	18	Blackwell	11
12/28	43-Georgetown	71	.255	.714	.537	.565	9,161	Roth-Blackwell	9	Sellers	8
12/29	76-USC	86	.451	.667	.529	.711	10,940	Roth	21	Blackwell	10
1/6*	64-Purdue	80	.451	.875	.612	.593	7,035	Sellers	24	Sellers	10
1/8*	54-Illinois	61	.387	.857	.533	.619	7,401	Sellers	21	Sellers	11
1/13	66-Michigan State	86	.426	.765	.527	.750	7,258	Blackwell	20	Sellers	13
1/15	57-Michigan	62	.429	.778	.521	.857	12,309	Blackwell	16	Blackwell	12
1/20*	49-Northwestern	45	.486	.667	.313	.667	6,406	Sellers	24	Sellers	7
1/22*	65-Iowa	62	.580	.600	.434	.769	10,439	Blackwell	18	Sellers	9
1/29*	58-Minnesota	65	.479	.750	.591	.600	11,442	Olson	22	Blackwell-Sellers	5
2/3	73-Indiana	83	.389	.773	.492	.883	16,427	Sellers	23	Blackwell	9
2/5	69-Ohio State	82	.474	.789	.574	.760	13,443	Blackwell	25	Blackwell-Sellers	7
2/9*	65-Ohio State	68	.549	.818	.450	.867	5,739	Blackwell	34	Blackwell	6
2/12*	56-Indiana	75	.343	.727	.550	.875	10,127	Sellers	22	Sellers	10
2/17*	62-Marquette	68	.442	.800	.531	.727	11,641	Sellers-Blackwell	21	Blackwell	7
2/19	71-Minnesota	78	.412	.875	.563	.958	16,402	Blackwell	34	Blackwell	11
2/24	63-Iowa	93	.463	.619	.554	.714	15,450	Sellers	21	Blackwell	8
2/26	57-Northwestern	64	.481	.556	.420	.429	5,033	Blackwell	19	Blackwell	8
3/2*	82-Michigan	70	.464	.652	.424	.684	5,572	Olson	25	Blackwell	12
3/5*	65-Michigan State	91	.346	.692	.581	.708	9,097	Blackwell-Olson	18	Smith	10
3/10	64-Illinois	71	.518	.750	.481	.760	12,947	Sellers	22	Sellers	11
3/12	64-Purdue	79	.450	.471	.556	.720	14,123	Blackwell	31	Blackwell	6

\*Denotes home game.



## 1982-83 WISCONSIN BASKETBALL STATISTICS

### 28 Games (8-20 Overall; 3-15 Big Ten; 7-8 Home; 0-11 Road; 1-1 neutral)

NAME OF PLAYER	G-GS	FG-FGA	PCT	FT-FTA	PCT	REB	AVE	PF-D	PTS	AVE	A	TO	BK	S	MP	High	
																PTS	REB
Cory Blackwell.....	28-28	215-465	.462	80-113	.708	206	7.4	70-2	511	18.3	44	72	3	39	994.5	34	13
<b>BIG TEN</b> .....	<b>18-18</b>	<b>139-290</b>	<b>.479</b>	<b>58-83</b>	<b>.711</b>	<b>127</b>	<b>7.1</b>	<b>45-1</b>	<b>338</b>	<b>18.8</b>	<b>29</b>	<b>52</b>	<b>2</b>	<b>28</b>	<b>637.5</b>	<b>34</b>	<b>13</b>
Brad Sellers.....	28-28	189-372	.508	82-99	.828	219	7.8	98-4	460	16.4	37	64	68	23	1008.5	24	15
<b>BIG TEN</b> .....	<b>18-18</b>	<b>134-255</b>	<b>.525</b>	<b>49-58</b>	<b>.845</b>	<b>126</b>	<b>7.0</b>	<b>64-1</b>	<b>317</b>	<b>17.6</b>	<b>29</b>	<b>43</b>	<b>32</b>	<b>17</b>	<b>659.5</b>	<b>24</b>	<b>13</b>
Rick Olson.....	28-28	129-326	.398	31-41	.756	41	1.5	63-1	307	11.0	83	66	0	30	978.5	25	5
<b>BIG TEN</b> .....	<b>18-18</b>	<b>81-193</b>	<b>.420</b>	<b>12-19</b>	<b>.632</b>	<b>27</b>	<b>1.5</b>	<b>39-1</b>	<b>188</b>	<b>10.4</b>	<b>51</b>	<b>45</b>	<b>0</b>	<b>14</b>	<b>580.5</b>	<b>25</b>	<b>5</b>
Scott Roth.....	28-12	59-156	.378	43-60	.717	94	3.4	64-2	161	5.8	67	57	0	19	710	21	9
<b>BIG TEN</b> .....	<b>18-12</b>	<b>20-66</b>	<b>.303</b>	<b>21-34</b>	<b>.618</b>	<b>45</b>	<b>2.5</b>	<b>32-0</b>	<b>60</b>	<b>3.3</b>	<b>41</b>	<b>36</b>	<b>0</b>	<b>10</b>	<b>395.5</b>	<b>10</b>	<b>6</b>
Jim Smith.....	19-5	36-86	.419	20-31	.645	40	2.2	23-1	93	4.9	17	15	3	12	285	13	10
<b>BIG TEN</b> .....	<b>13-5</b>	<b>30-74</b>	<b>.405</b>	<b>18-26</b>	<b>.692</b>	<b>31</b>	<b>2.4</b>	<b>20-1</b>	<b>74</b>	<b>6.1</b>	<b>17</b>	<b>11</b>	<b>3</b>	<b>9</b>	<b>240.5</b>	<b>13</b>	<b>10</b>
David Miller.....	25-2	46-108	.426	23-37	.622	52	2.1	43-0	116	4.6	24	44	7	9	502.5	17	8
<b>BIG TEN</b> .....	<b>16-0</b>	<b>17-49</b>	<b>.347</b>	<b>14-22</b>	<b>.636</b>	<b>21</b>	<b>1.3</b>	<b>16-0</b>	<b>48</b>	<b>3.0</b>	<b>8</b>	<b>14</b>	<b>3</b>	<b>5</b>	<b>225</b>	<b>9</b>	<b>3</b>
Gregg Steinhau.....	25-3	20-53	.377	14-20	.700	46	1.8	34-0	54	2.2	7	19	1	10	278.5	8	7
<b>BIG TEN</b> .....	<b>16-2</b>	<b>12-38</b>	<b>.316</b>	<b>11-15</b>	<b>.733</b>	<b>34</b>	<b>2.1</b>	<b>23-0</b>	<b>35</b>	<b>2.2</b>	<b>3</b>	<b>16</b>	<b>1</b>	<b>9</b>	<b>207</b>	<b>8</b>	<b>7</b>
Jay Laszewski.....	24-5	19-39	.487	8-12	.667	23	1.0	33-1	46	1.9	9	16	4	1	233.5	6	5
<b>BIG TEN</b> .....	<b>15-2</b>	<b>11-27</b>	<b>.407</b>	<b>3-5</b>	<b>.600</b>	<b>10</b>	<b>0.7</b>	<b>22-1</b>	<b>25</b>	<b>1.7</b>	<b>5</b>	<b>12</b>	<b>3</b>	<b>1</b>	<b>153</b>	<b>6</b>	<b>3</b>
John Ploss.....	23-10	12-29	.414	6-7	.857	29	1.3	44-1	30	1.3	11	9	3	2	260.5	6	7
<b>BIG TEN</b> .....	<b>16-10</b>	<b>11-25</b>	<b>.440</b>	<b>4-4</b>	<b>1.000</b>	<b>26</b>	<b>1.6</b>	<b>40-1</b>	<b>26</b>	<b>1.6</b>	<b>11</b>	<b>6</b>	<b>2</b>	<b>3</b>	<b>237.5</b>	<b>6</b>	<b>7</b>
Greg Dandridge (C).....	25-10	10-29	.345	5-10	.500	22	0.9	41-0	25	1.0	42	35	2	12	333	4	3
<b>BIG TEN</b> .....	<b>15-5</b>	<b>8-20</b>	<b>.400</b>	<b>0-1</b>	<b>.000</b>	<b>12</b>	<b>0.8</b>	<b>25-0</b>	<b>16</b>	<b>1.1</b>	<b>24</b>	<b>24</b>	<b>1</b>	<b>9</b>	<b>222</b>	<b>4</b>	<b>3</b>
Jack Hippen.....	13-0	3-12	.250	2-2	1.000	8	0.6	9-0	8	0.6	3	2	0	1	52.5	2	3
<b>BIG TEN</b> .....	<b>7-0</b>	<b>2-9</b>	<b>.222</b>	<b>2-2</b>	<b>1.000</b>	<b>4</b>	<b>0.6</b>	<b>6-0</b>	<b>6</b>	<b>0.8</b>	<b>3</b>	<b>2</b>	<b>0</b>	<b>1</b>	<b>40</b>	<b>2</b>	<b>3</b>
Randy Maerz.....	4-0	0-0	.000	0-1	.000	0	0.0	1-0	0	0	0	0	0	0	9	0	0
John Korth.....	2-0	0-0	.000	0-0	.000	0	0.0	1-0	0	0	0	0	0	0	2	0	0
David Cary.....	2-0	0-0	.000	0-0	.000	0	0.0	0-0	0	0	0	0	0	0	2	0	0
<b>BADGERS</b> .....	<b>28-140</b>	<b>739-1678</b>	<b>.440</b>	<b>314-433</b>	<b>.725</b>	<b>901</b>	<b>32.2</b>	<b>527-13</b>	<b>1813</b>	<b>64.8</b>	<b>351</b>	<b>409</b>	<b>91</b>	<b>160</b>	<b>5600</b>	<b>83</b>	<b>45</b>
<b>BIG TEN</b> .....	<b>18-90</b>	<b>466-1049</b>	<b>.444</b>	<b>194-269</b>	<b>.721</b>	<b>546</b>	<b>30.3</b>	<b>334-6</b>	<b>1142</b>	<b>63.4</b>	<b>223</b>	<b>270</b>	<b>37</b>	<b>107</b>	<b>3600</b>	<b>82</b>	<b>44</b>
<b>OPPONENTS</b> .....	<b>28-140</b>	<b>771-1571</b>	<b>.491</b>	<b>421-593</b>	<b>.710</b>	<b>1025</b>	<b>36.6</b>	<b>482-7</b>	<b>1994</b>	<b>71.2</b>	<b>381</b>	<b>451</b>	<b>112</b>	<b>157</b>	<b>5600</b>	<b>93</b>	<b>48</b>
<b>BIG TEN</b> .....	<b>18-90</b>	<b>506-997</b>	<b>.508</b>	<b>277-379</b>	<b>.731</b>	<b>641</b>	<b>35.6</b>	<b>293-3</b>	<b>1313</b>	<b>72.9</b>	<b>283</b>	<b>287</b>	<b>71</b>	<b>109</b>	<b>3600</b>	<b>93</b>	<b>48</b>

**Team Rebounds** — Wisconsin 125, Opponents 113; **Deadball Rebounds** — Wisconsin 46, Opponents 54

**3 Point FG** — Wisconsin 22-68 .324 (Olson 18-48 .375) Opponents 30-68 .324

**Big Ten** — Wisconsin 16-59 .271, Opponents 23-55 .418 **Individual** — Olson 14-41 .341, Blackwell 1-4, Dandridge 0-3, Roth 0-4, Sellers 0-1, Smith 1-4, Miller 0-1.

## FINAL 1982-83 BIG TEN BASKETBALL STANDINGS (All Games)

	W	L	Pct	W	L	Pct	Pts	Ave	OPP Pts	OPP Ave
1. Indiana	13	5	.722	24	6	.800	2146	71.5	1832	61.1
2. Purdue	11	7	.611	21	9	.700	1974	65.8	1886	62.9
Ohio State	11	7	.611	20	10	.667	2219	74.0	2097	69.9
Illinois	11	7	.611	21	11	.656	2168	67.8	2081	65.0
5. Iowa	10	8	.556	21	10	.677	2161	69.7	1939	62.5
6. Minnesota	9	9	.500	18	11	.621	2061	71.1	1920	66.3
Michigan State	9	9	.500	17	13	.567	2082	69.4	2009	67.0
8. Northwestern	7	11	.389	17	13	.567	1878	62.6	1802	60.1
9. Michigan	6	12	.333	15	13	.536	2055	73.4	1993	71.2
10. Wisconsin	3	15	.167	8	20	.286	1813	64.8	1994	71.2

### FIELD GOAL PERCENTAGE

	FG	FGA	FG%
1. Indiana	472	904	.522
2. Michigan State	495	993	.498
3. Illinois	479	983	.487
4. Minnesota	476	983	.484
5. Ohio State	491	1029	.477
6. Iowa	471	1005	.469
Purdue	422	900	.469
8. Michigan	466	1026	.454
9. Northwestern	424	941	.451
10. Wisconsin	466	1049	.444

### FREE THROW PERCENTAGE

	FT	FTA	PT%
1. Indiana	301	391	.770
2. Ohio State	308	405	.760
3. Michigan	285	390	.777
4. Michigan State	255	352	.724
5. Wisconsin	194	269	.721
6. Minnesota	232	325	.714
7. Iowa	227	334	.666
8. Illinois	228	346	.659
9. Northwestern	229	352	.651
10. Purdue	253	394	.642

### OPPONENT'S FIELD GOAL %

	FG	FGA	FG%
1. Indiana	454	1045	.434
2. Minnesota	463	1013	.457
3. Northwestern	448	975	.459
4. Iowa	449	974	.461
5. Michigan State	462	987	.468
6. Illinois	464	969	.508
7. Purdue	439	900	.488
8. Michigan	479	968	.495
9. Ohio State	498	985	.506
10. Wisconsin	506	997	.508

### REBOUND MARGIN

	(Own)		(Opp)		Mgn
	No	Ave	No	Ave	
1. Illinois	583	32.4	522	29.0	+3.4
2. Minnesota	610	33.8	551	30.6	+3.2
3. Michigan	625	34.7	578	32.1	+2.6
4. Michigan State	580	32.2	535	29.7	+2.5
5. Purdue	546	30.3	502	27.9	+2.4
6. Ohio State	564	31.3	572	31.8	-0.5
7. Indiana	563	31.3	576	32.0	-0.7
8. Iowa	617	34.3	639	35.5	-1.2
9. Wisconsin	546	30.3	641	35.6	-5.3
10. Northwestern	544	30.2	647	35.9	-5.7

## TEAM SCORING COMPARISONS

### OFFENSE

	Pts	Ave	HI
1. Ohio State	1328	73.8	94
2. Michigan State	1279	71.1	101
3. Indiana	1275	70.8	93
4. Michigan	1249	69.9	77
5. Iowa	1206	67.3	89
6. Minnesota	1208	67.1	93
7. Illinois	1200	66.7	91
8. Purdue	1149	63.8	80
9. Wisconsin	1142	63.4	83
10. Northwestern	1099	61.5	83

### DEFENSE

	Pts	Ave	Low
1. Iowa	1127	62.6	46
2. Indiana	1149	63.8	41
3. Northwestern	1153	64.1	49
4. Purdue	1155	64.2	54
5. Illinois	1169	64.9	54
6. Minnesota	1214	67.4	48
7. Michigan State	1246	69.2	54
8. Ohio State	1288	71.6	55
9. Wisconsin	1313	72.9	45
10. Michigan	1320	73.4	56

## FINAL 1983 BIG TEN INDIVIDUAL SCORING LEADERS (Big 10 Games Only)

	G	FG-FGA	FG%	FT-FTA	FT%	Reb	Reb			HI
							Avg	Pts	Avg	
1. RANDY BREUER, MINN	18	139-237	.586	99-125	.792	167	9.3	377	20.9	31
2. TED KITCHEL, IND.	14	100-191	.524	63-69	.913	59	4.2	284	20.3	32
3. Eric Turner, MICH*	18	130-288	.451	79-108	.731	60	3.3	364	20.2	32
4. RANDY WITTMAN, IND.	18	138-258	.535	57-69	.913	74	4.1	341	18.9	33
5. Cory Blackwell, WIS*	18	139-290	.479	59-83	.711	127	7.1	338	18.8	34
6. Tony Campbell, OSU	18	130-275	.473	75-94	.798	160	8.9	335	18.6	37
7. Russell Cross, PUR	17	115-193	.596	80-128	.625	120	7.1	310	18.2	31
8. Derek Harper, ILL	18	127-224	.567	55-80	.688	61	3.4	322	17.9	29
9. Brad Sellers, WIS*	18	134-255	.525	49-58	.845	126	7.0	317	17.6	24
10. Greg Stokes, IOWA*	18	121-240	.504	60-95	.632	128	7.1	302	16.8	28
11. Sam Vincent, MSU*	18	110-249	.442	77-98	.786	46	2.6	301	16.7	29
12. BOB HANSEN, IOWA	18	104-211	.493	51-67	.761	77	4.3	269	14.9	25
13. Tim McCormick, MICH	18	94-165	.570	76-91	.835	114	6.3	264	14.7	24
14. JIM STACK, NU	18	99-222	.446	58-72	.806	96	5.3	261	14.5	25
15. Kevin Willis, MSU	18	117-195	.600	24-46	.522	184	10.2	258	14.3	25
16. Scott Skiles, MSU#	18	92-190	.484	47-56	.839	40	2.2	255	14.2	35
17. Troy Taylor, OSU*	18	85-179	.475	73-92	.793	37	2.1	253	14.1	22
18. Tommy Davis, MINN*	18	93-209	.445	33-43	.767	73	4.1	239	13.3	22
19. Art Aaron, NU	18	92-218	.422	38-58	.603	70	3.9	231	12.8	27
20. Anthony Welch, ILL*	18	96-177	.542	30-42	.714	110	6.1	222	12.3	22
21. Efreem Winters, ILL#	18	93-199	.467	34-48	.708	116	6.4	220	12.2	20
22. Steve Carfino, IOWA	18	77-161	.478	32-40	.800	35	1.9	213	11.8	22
23. Steve Reid, PUR*	18	65-157	.414	40-50	.800	28	1.6	191	10.6	17
24. Michael Payne, IOWA*	18	71-172	.413	48-69	.696	133	7.4	190	10.6	16
25. Rick Olson, WIS#	18	81-193	.420	12-19	.632	27	1.5	188	10.4	25
26. Andre Goode, NU*	18	80-162	.494	27-45	.600	103	5.7	187	10.4	18

SENIORS IN ALL CAPS; no marks-juniors; \*-sophomores; #-freshman

### FIELD GOAL PERCENTAGE (Min. 90 FGs)

	FG	FGA	FG%
1. Kevin Willis, MSU	117	195	.600
2. Russell Cross, PUR	115	193	.596
3. Randy Breuer, MINN	139	237	.586
4. TIM MCCORMICK, MICH	94	165	.570
5. Derek Harper, ILL	127	224	.567
6. Anthony Welch, ILL*	96	177	.542
7. RANDY WITTMAN, IND	138	258	.535
8. Brad Sellers, WIS*	134	255	.525
9. TED KITCHEL, IND	100	191	.524

### REBOUNDS

	No.	AVG	HI
1. Kevin Willis, MSU	184	10.2	20
2. RANDY BREUER, MINN	167	9.3	16
3. Tony Campbell, OSU	160	8.9	17
4. Michael Payne, IOWA*	133	7.4	13
5. Greg Stokes, IOWA*	128	7.1	12
6. G. WAITERS, OSU	127	7.1	14
Cory Blackwell, WIS*	127	7.1	13
Russell Cross, PUR	120	7.1	13
9. Brad Sellers, WIS*	126	7.0	13

### FREE THROW PERCENTAGE (Min. 2.5 FT/G)

	FT	FTA	FT%
1. TED KITCHEL, IND	63	69	.913
2. Brad Sellers, WIS*	49	58	.845
3. Scott Skiles, MSU#	47	56	.839
4. Tim McCormick, MICH	76	91	.835
5. RANDY WITTMAN, IND	57	69	.826
6. JIM STACK, NU	58	72	.806

### ASSISTS

	No.	AVG	HI
1. Bruce Douglas, ILL	103	5.7	12
2. Eric Turner, MICH*	95	5.3	10
3. Scott Skiles, MSU#	91	5.1	9
4. MICHAEL JENKINS, NU	79	4.4	8
BOB HANSEN, IOWA	79	4.4	7
6. Marc Wilson, MINN#	66	3.9	8

### THREE POINT SHOTS

	FG	FGA	FG%
1. TED KITCHEL, IND	21	32	.656
2. LARRY HUGGINS, OSU	18	33	.545
3. Scott Skiles, MSU#	24	47	.511
4. Steve Carfino, IOWA	27	61	.443
5. Eric Turner, MICH*	22	54	.412
6. Steve Reid, PUR*	21	55	.382

### STEALS

	No.	AVG	HI
1. Derek Harper, ILL	46	2.6	7
2. Bruce Douglas, ILL#	36	2.0	6
3. Sam Vincent, MSU*	32	1.8	5

# NOTES

Wisconsin's 1982-83 average increase per game of attendance — 2,535 — for basketball ranked sixth in the nation. The Badgers increased their total attendance from 65,505 for thirteen games to 113,617 for fifteen games over the previous year.

Rank	Team	Games	Attendance	Avg. Attendance
1	Indiana	15	113,617	7,574
2	North Carolina	15	108,000	7,200
3	Michigan State	15	105,000	7,000
4	Illinois	15	100,000	6,667
5	Arizona	15	95,000	6,333
6	Wisconsin	15	113,617	7,574
7	Ohio State	15	90,000	6,000
8	Georgia Tech	15	85,000	5,667
9	UCLA	15	80,000	5,333
10	Stanford	15	75,000	5,000
11	Arizona State	15	70,000	4,667
12	Wake Forest	15	65,505	4,367
13	Michigan	15	65,505	4,367
14	Virginia Tech	15	60,000	4,000
15	North Carolina State	15	55,000	3,667
16	Georgia	15	50,000	3,333
17	Florida	15	45,000	3,000
18	South Carolina	15	40,000	2,667
19	Alabama	15	35,000	2,333
20	Mississippi State	15	30,000	2,000
21	Arkansas	15	25,000	1,667
22	Mississippi State	15	20,000	1,333
23	Louisiana State	15	15,000	1,000
24	Louisiana Tech	15	10,000	667
25	West Virginia	15	5,000	333

Player	Points	Rebounds	Assists
1. Ted Kitchel	18.5	10.5	2.5
2. Brad Selwa	15.5	8.5	2.0
3. Rodney Smith	14.5	7.5	1.5
4. Tim Blackwell	13.5	6.5	1.5
5. Greg Miller	12.5	5.5	1.5
6. Anthony Wilson	11.5	4.5	1.5
7. Randy Williams	10.5	3.5	1.5
8. Brad Selwa	9.5	2.5	1.5
9. Ted Kitchel	8.5	1.5	1.5
10. Mike Jensen	7.5	1.5	1.5
11. Mike Jensen	6.5	1.5	1.5
12. Mike Jensen	5.5	1.5	1.5
13. Mike Jensen	4.5	1.5	1.5
14. Mike Jensen	3.5	1.5	1.5
15. Mike Jensen	2.5	1.5	1.5
16. Mike Jensen	1.5	1.5	1.5
17. Mike Jensen	0.5	1.5	1.5
18. Mike Jensen	0.5	1.5	1.5
19. Mike Jensen	0.5	1.5	1.5
20. Mike Jensen	0.5	1.5	1.5

**1983-84 UNIVERSITY OF WISCONSIN BASKETBALL TEAM PICTURE IDENTIFICATION:**  
**(See Back Cover)**  
**Front Row (left to right):** Jay Laszewski, Cory Blackwell, Jack Hippen, Head Coach Steve Yoder, Scott Roth, John Ploss and Rick Olson.  
**Back Row:** Manager Joe Clark, Manager Brian Vivona, Graduate Assistant Greg Dandridge, Assistant Coach Bo Ryan, David Miller, Jim Smith, Rod Ripley, Gregg Steinhaus, Scott Plondke, J.J. Weber, Mike Heineman, Assistant Coach Brad McNulty, Assistant Coach Rick Bowen, Trainer Jim Bosanny and Student Trainer Henry Perez.



## NON-CONFERENCE OPPONENTS

### FLORIDA A&M UNIVERSITY

November 26, 1:05 CST, Wisconsin Fieldhouse

**LOCATION:** Tallahassee, FL 32307

**ENROLLMENT:** 4,253

**NICKNAME:** Rattlers

**COLORS:** Orange and Green

**ARENA:** Gaither Athletic Complex (5,200)

**CONFERENCE:** Mid-Eastern

**COACH:** Anthony B. Fields (interim) (Birmingham Southern 1969)

**FLORIDA A&M RECORD:** First year

**CAREER RECORD:** First year

**1982-83 RECORD:** 7-21, 4-8 MEAC (6th)

**SID:** Alvin Hollins Jr. (904-599-3206)

Home (904-575-1817)

**LETTERMEN LOST/RETURNING:** 1/10

**SERIES RECORD:** First Meeting



**Anthony B. Fields**

**RATTLER OUTLOOK:** Coach Anthony Field's Rattlers will be an experienced ballclub as the top two scorers return from a 1982-83 squad that featured balanced scoring. Senior co-captains, center Michael Toomer (11.6, 9.9 rpg) and forward Larry Broner (11.6, 8.1) will be joined by guards Kenneth Parker (7.8), Mervin Jones (8.8) and Roosevelt Harper (6.5), all juniors. Another guard, Wayne "Butch" Redd is the top freshman. Harry Kemp, a forward who averaged 10 points a game for A&M, is the major loss. With all the upperclass experience the Rattlers have this year, the previous season's record of 7-21 will definitely be improved upon.

### UNIVERSITY OF NORTHERN IOWA

December 1, 7:30 CST, Cedar Falls, IA

**LOCATION:** Cedar Falls, IA 50614

**ENROLLMENT:** 11,000

**NICKNAME:** Panthers

**COLORS:** Purple and Old Gold

**ARENA:** UNI-Dome (7,200)

**CONFERENCE:** Mid-Continent

**COACH:** Jim Berry (Creighton 1960)

**NORTHERN IOWA RECORD:** 106-165 (10 years)

**CAREER RECORD:** 164-204 (14 years)


**1982-83 RECORD:** 13-18, 6-5 Mid-Continent (5th)

**SID:** Nancy Justis (319-273-6354)

Home (319-277-3631)

**LETTERMEN LOST/RETURNING:** 6/6

**SERIES RECORD:** 2-0 Wisconsin




**Jim Berry**

**PANTHER OUTLOOK:** Coach Jim Berry's squad has improved every year since becoming Division I and hope to continue that record this season. The Panthers lose two main cogs from last year's team in center Ray Storck (10.8) and point guard Brent Carmichael (9.6). The Panther's leading scorer, sophomore guard Randy Kraayenbrink (12.4) returns, and will team up with sophomore Rob Williams (0.9) in the backcourt. The front line will include seniors Jay Block (7.0), Herbert King (6.3) and Mike Pijanowski (8.3). Junior College transfers Scott Stafford and Stan Werner could also break into the starting lineup. UNI also recruited Todd Lumsden, Iowa's "Mr. Basketball" in 1983.

**SOUTHERN ILLINOIS UNIVERSITY**  
**December 3, 1:05 CST, Wisconsin Fieldhouse**

**LOCATION:** Carbondale, IL 62901  
**ENROLLMENT:** 23,991  
**NICKNAME:** Salukis  
**COLORS:** Maroon and White  
**ARENA:** SIU Arena (10,014)  
**CONFERENCE:** Missouri Valley  
**COACH:** Allen Van Winkle (Southwestern Louisiana 1971)  
**SOUTHERN ILLINOIS RECORD:** 20-35 (2 years)  
**CAREER RECORD:** 20-35 (2 years)  
**1982-83 RECORD:** 9-19, 5-13 MVC (7th-tie)  
**SID:** Fred Huff (618-453-5311)  
Home (618-542-2780)  
**LETTERMEN LOST/RETURNING:** 8/5  
**SERIES RECORD:** 2-0 Southern Illinois




**Allen Van Winkle**

**SALUKI OUTLOOK:** Starting his third year in reviving Southern Illinois' basketball fortunes, Coach Allen Van Winkle has a team comprised of five lettermen and nine transfers, the best of which are junior forward Cleveland Bibbins, formerly of Michigan State, guards Roy Birch and Nate Bufford and center Kenny Perry. The top returnees are seniors; guard Benny Smith (9.7) and forward Pie Walker (7.2). Ken Byrd (11.6) and Darnall Jones (11.4), who were last season's top two scorers, are lost to graduation so it looks like the Salukis must take some time to "get acquainted" with each other.

**UNIVERSITY OF NEBRASKA**  
**December 5, 7:35 CST, Wisconsin Fieldhouse**

**LOCATION:** Lincoln, NE 68588  
**ENROLLMENT:** 25,102  
**NICKNAME:** Cornhuskers  
**COLORS:** Scarlet and Cream  
**ARENA:** Bob Devany Sports Center (14,438)  
**CONFERENCE:** Big Eight  
**COACH:** Moe Iba (Oklahoma State 1962)  
**NEBRASKA RECORD:** 53-34 (3 years)  
**CAREER RECORD:** 90-99 (7 years)  
**1982-83 RECORD:** 22-10, 9-5 Big Eight (3rd-tie)  
**SID:** Tom Simons (402-472-2263)  
Home (402-489-8313)  
**LETTERMEN LOST/RETURNING:** 8/5  
**SERIES RECORD:** 6-4 Nebraska



**Moe Iba**

**CORNHUSKER OUTLOOK:** Although eight lettermen have graduated, three of the top four scorers return for Coach Moe Iba's Cornhuskers. Leading scorer, 6-11 center Dave Hoppen (13.9) is back with assist leader and number two scorer, guard/forward Stan Cloudy (11.7). Dave Ponce (8.1) and Eric Williams (4.2) will help boost the backcourt. The loss of forward Claude Renfro (8.9) leaves Nebraska a bit weak at forward. Junior college transfer forwards Curtis Moore and Ron Smith should help along with freshman forward Keith Neubert of Fort Atkinson. Top freshman guards are Brian Carr and Titus Dock. With Hoppen anchoring the pivot, it's a good bet that the Huskers will contend for the Big Eight title.

**NORTHERN ILLINOIS UNIVERSITY**  
**December 7, 7:35 CST, Wisconsin Fieldhouse**

**LOCATION:** DeKalb, IL 60115  
**ENROLLMENT:** 25,676  
**NICKNAME:** Huskies  
**COLORS:** Cardinal and Black  
**ARENA:** Chick Evans Fieldhouse (6,076)  
**CONFERENCE:** Mid-American  
**COACH:** John McDougal (Evansville 1950)  
**NORTHERN ILLINOIS RECORD:** 98-98 (7 years)  
**CAREER RECORD:** 98-98 (7 years)  
**1982-83 RECORD:** 11-16, 8-10 MAC (7th-tie)  
**SID:** Bud Nangle (815-753-1706)  
Home (815-758-0798)  
**LETTERMEN LOST/RETURNING:** 6/8  
**SERIES RECORD:** 4-1 Wisconsin



**John McDougal**

**HUSKIE OUTLOOK:** Senior Tim Dillon (18.9 ppg, 7.5 rpg) is the catalyst of this year's edition of NIU's Huskies. The 6-8 All-MAC forward is joined by returning starters guards Carl Armato (8.1) and Brad Waller (11.2), and forward Bob Thomas (5.4). Center Ron Lindfors (13.8) and forward Terry Green (3.9) are the only major losses to coach John McDougal. Illinois All-State forward Dennis Douglas heads the list of recruits which includes forward Eric Harrington and guard Jerry Williams. With the experience of this year's team, the Huskies are almost certain to improve upon last year's seventh-place finish in the MAC and possibly contend for the conference title.

**KANSAS STATE UNIVERSITY**  
**December 10, 7:35 CST, Manhattan, KS**

**LOCATION:** Manhattan, KS 66506  
**ENROLLMENT:** 18,470  
**NICKNAME:** Wildcats  
**COLORS:** Purple and White  
**ARENA:** Ahearn Fieldhouse (11,220)  
**CONFERENCE:** Big Eight  
**COACH:** Jack Hartman (Oklahoma State 1950)  
**KANSAS STATE RECORD:** 251-126 (13 years)  
**CAREER RECORD:** 395-190 (21 years)  
**1982-83 RECORD:** 12-16, 4-10 Big Eight (6th)  
**SID:** Mike Scott (913-532-6735)  
Home (913-539-9451)  
**LETTERMEN LOST/RETURNING:** 4/8  
**SERIES RECORD:** 2-1 Wisconsin



**Jack Hartman**

**WILDCAT OUTLOOK:** Coach Jack Hartman had one of his rare losing seasons at Kansas State last year and has lost three of his top players from 1982. Les Craft, the Wildcats' top scorer and rebounder (11.7, 5.3), and guards Freddy Marshall (7.4) and Ed Galvao (5.6) are gone, but forwards Eddie Elder (8.7) and Tyrone Jackson (6.5) will return to give Kansas State some front line experience. The backcourt will be somewhat green with Jim Roder (6.5) the top returner there. Junior transfer guards Tom Alfaro and Eric Watson are Coach Hartman's top newcomers. It should be interesting to see if the Wildcats can rebound to their old winning ways with the young cast of players, none of whom are seniors.



**UNIVERSITY OF TOLEDO**  
**December 20, 7:00 CST, Toledo, OH**

**LOCATION:** Toledo, OH 43606  
**ENROLLMENT:** 21,500  
**NICKNAME:** Rockets  
**COLORS:** Midnight Blue and Gold  
**ARENA:** Centennial Hall (9,000)  
**CONFERENCE:** Mid-American  
**COACH:** Bob Nichols (Toledo 1953)  
**TOLEDO RECORD:** 320-154 (18 years)  
**CAREER RECORD:** 320-154 (18 years)  
**1982-83 RECORD:** 17-12, 10-8 MAC (3rd Tie)  
**SID:** Max Gerber (419-537-2675)  
Home (419-885-4043)  
**LETTERMEN LOST/RETURNING:** 4/8  
**SERIES RECORD:** 1-0 Wisconsin




**Bob Nichols**

**ROCKET OUTLOOK:** Veteran Coach Bob Nichols returns eight lettermen from last year's 17-12 squad. Junior forward Ken Epperson (18.1, 8.1 rebounds per game) returns along with three guards that saw considerable playing time, senior John Green (12.7), senior Tim Reiser (10.4) and junior Jay Gast (9.7). Up front Mitch Adamek (12.7) has graduated, but junior Jim Lange (3.2) and junior Barry Sonnenberg (5.3) should see action. Newcomers M.C. Burton and Scott Perry may also contribute.

## MERRILL LYNCH CLASSIC

**YALE UNIVERSITY**  
**December 29-30, Dayton, OH (Merrill Lynch Classic)**

**LOCATION:** New Haven, CT 06520  
**ENROLLMENT:** 5,117  
**NICKNAMES:** Elis, Bulldogs  
**COLORS:** Yale Blue and White  
**ARENA:** Payne Whitney Gymnasium (3,100)  
**CONFERENCE:** Ivy League  
**COACH:** Tom Brennan (Georgia 1971)  
**YALE RECORD:** 18-30 (2 years)  
**CAREER RECORD:** 12-14 (1 year)  
**1982-83 RECORD:** 12-14, 7-7 Ivy (3rd)  
**SID:** Mark S. Curran (203-436-1646)  
Home (203-877-0655)  
**LETTERMEN LOST/RETURNING:** 2/8  
**SERIES RECORD:** 2-1 Wisconsin




**Tom Brennan**

**ELI OUTLOOK:** Yale's hope for a solid season rests on the shoulders of senior guard Butch Graves (23.3). Graves was named All-Ivy and honorable mention All-American last season. Senior Bart Williams (3.3) will join Graves in the backcourt. At the forward spots the Elis lost Steve Leondis (18.9) to graduation, but plan on shifting junior Chris Kelly (11.3) from center to forward. Senior Gerry Parker (6.1), senior Pete Foley (4.2), and junior Jeb Boasberg (0.7) will battle for the other forward position. The pivot is expected to be handled by highly recruited freshman Ricky Ewing. Sophomore Doug Fuss could also contribute. The Ivy League race is up for grabs this season, and Yale expects to be right in the middle of the fight.

**UNIVERSITY OF DAYTON**  
**December 29-30, Dayton, OH (Merrill Lynch Classic)**

**LOCATION:** Dayton, OH 45469  
**ENROLLMENT:** 6,500  
**NICKNAME:** Flyers  
**COLORS:** Red and Blue  
**ARENA:** University of Dayton Arena (13,455)  
**CONFERENCE:** Independent  
**COACH:** Don Donoher (Dayton 1954)  
**DAYTON RECORD:** 342-191 (19 years)  
**CAREER RECORD:** 342-191 (19 years)  
**1982-83 RECORD:** 18-10  
**SID:** To be announced (513-229-4421)  
**LETTERMEN LOST/RETURNING:** 3/9  
**SERIES RECORD:** 1-0 Wisconsin




**Don Donoher**

**FLYER OUTLOOK:** The 1983-84 basketball season promises to be a memorable one for the Flyers and Coach Don Donoher. Dayton needs just eleven victories to reach the 1,000 win mark. Eleven victories will also make Coach Donoher the winningest coach in UD history. The Flyers hopes for the season rest on forward Roosevelt Chapman. The high scoring senior (23.0) is closing in on the Dayton all-time scoring record now held by Don May. Although only 6-4, Chapman averaged 9.6 rebounds per game last season. The other returning starter is sophomore Ed Young (9.6), who should hold down the post position. Jeff Zern (2.5) will add depth at the post along with red-shirt Jeff Tressler and freshman Don Hughes. Ted Harris (1.2) is expected to see action at point guard, but could be challenged by JC transfer Sedric Toney and freshman Dan Christie. Dayton has had a long history of outstanding basketball and this season should be no different.

**OKLAHOMA STATE UNIVERSITY**  
**December 29, 5:30 CST, Dayton, OH (Merrill Lynch Classic)**

**LOCATION:** Stillwater, OK 74078  
**ENROLLMENT:** 22,803  
**NICKNAME:** Cowboys  
**COLORS:** Orange and Black  
**ARENA:** Gallagher Hall (6,750)  
**CONFERENCE:** Big Eight  
**COACH:** Paul Hansen (Oklahoma City 1951)  
**OKLAHOMA STATE RECORD:** 67-45 (4 years)  
**CAREER RECORD:** 149-124 (10 years)  
**1982-83 RECORD:** 24-7, 9-5 Big Eight (3rd tie)  
**SID:** Pat Quinn (405-624-5749)  
Home (405-377-4654)  
**LETTERMEN LOST/RETURNING:** 3/8  
**SERIES RECORD:** First meeting




**Paul Hansen**

**COWBOY OUTLOOK:** An average of 47 points a game will be lost from Coach Paul Hansen's squad this year in the persons of guards Matt Clark (14.1) and Lorenza Andrews (16.1) and center Leroy Combs (17.3), who also pulled down 8.7 rebounds per game. Despite the graduation losses from last season's 24-7 team, the Cowboys return forwards Raymond Crenshaw (12.5), Charles Williams (6.2), and 1982-83's top rebounder, Joe Atkinson (12.8, 9.3 rpg). Top backcourt returnee is junior Bill Self (5.7). Newcomers expected to help out include JC transfer guard Winfred Case, freshmen guard Dion Campbell and forward/center Shawn Baker. Overall, another Big Eight third place finish will be hard to duplicate unless this year's squad can pick up the scoring slack left by last year's graduates.

## PURDUE UNIVERSITY

January 5, 6:30 CST, West Lafayette, IN  
March 6, 7:35 CST, Wisconsin Fieldhouse

**LOCATION:** West Lafayette, IN 47907  
**ENROLLMENT:** 32,455  
**NICKNAME:** Boilermakers  
**COLORS:** Old Gold and Black  
**ARENA:** Mackey Arena (14,123)  
**CONFERENCE:** Big Ten  
**COACH:** Gene Keady (Kansas State 1964)  
**PURDUE RECORD:** 60-34 (3 years)  
**CAREER RECORD:** 98-53 (5 years)  
**1982-83 RECORD:** 21-9, 11-7 Big Ten (2nd-tie)  
**SID:** Jim Vrugink (317-494-3200)  
Home (317-463-6570)  
**LETTERMEN LOST/RETURNING:** 4/10  
**SERIES RECORD:** 70-48 Purdue




Gene Keady

**BOILERMAKER OUTLOOK:** Dominating center Russell Cross (17.7 ppg, 7.4 rpg 68 blocked shots) has decided to forego his last year of eligibility at Purdue and head for the pros. This dearly hurts the Boilermakers who had come to depend on the 6-10 center. Instead Coach Gene Keady will count on the talents of guards Steve Reid (12.0), Ricky Hall (6.2, 130 assists) and "long-range shooting specialist" Curt Clawson (7.0) and forward Jim Bullock (7.3). The Boilers will have to rely on their speed because of their newly-found lack of height thanks to the departure of Cross and forward Dan Palombizio (6.7), who transferred. Newcomers include freshman guard Mark McClendon and JC transfer forward Mark Atkinson. Purdue, who surprised many by tying for second in the Big Ten last year, expects to challenge again, with the help of an aggressive zone defense and an experienced line-up.

## UNIVERSITY OF ILLINOIS

January 7, 1:05 CST, Wisconsin Fieldhouse  
March 10, 3:05 CST, Champaign, IL

**LOCATION:** Champaign, IL 61820  
**ENROLLMENT:** 35,152  
**NICKNAME:** Fighting Illini  
**COLORS:** Orange and Blue  
**ARENA:** Assembly Hall (16,153)  
**CONFERENCE:** Big Ten  
**COACH:** Lou Henson (New Mexico State 1955)  
**ILLINOIS RECORD:** 144-95 (8 years)  
**CAREER RECORD:** 384-202 (21 years)  
**1982-83 RECORD:** 21-11, 11-7 Big Ten (2nd-tie)  
**SID:** Tab Bennett (217-333-1390)  
Home (217-359-4784)  
**LETTERMEN LOST/RETURNING:** 4/6  
**SERIES RECORD:** 77-53 Illinois



Lou Henson

**ILLINI OUTLOOK:** Coach Lou Henson returns three starters from last year's squad which tied for second in the Big Ten, but must find a replacement for all-Big Ten performer Derek Harper. Both forwards return in sophomore Efrem Winters (12.4) and junior Anthony Welch (11.8). George Montgomery (5.8) and Scott Meents (2.8) will split time in the middle. In the backcourt, sophomore Bruce Douglas (9.4) will have a larger role to play now that Harper has left with sophomore Doug Altenberger (3.1) getting the nod at the other guard spot. Despite the loss of Harper the Illini should be in the running for their fifth consecutive tournament bid.



## MICHIGAN STATE UNIVERSITY

January 12, 7:35 CST, Wisconsin Fieldhouse

March 3, 8:00 CST, East Lansing, MI

**LOCATION:** East Lansing, MI 48824

**ENROLLMENT:** 40,627

**NICKNAME:** Spartans

**COLORS:** Green and White

**ARENA:** Jenison Field House (10,004)

**CONFERENCE:** Big Ten

**COACH:** Jud Heathcote (Washington State 1950)

**MICHIGAN STATE RECORD:** 116-85 (7 years)

**CAREER RECORD:** 196-138 (12 years)


**1982-83 RECORD:** 17-13, 9-9 Big Ten (6th-tie)

**SID:** Nick Vista (517-355-2271)

Home (517-332-1602)

**LETTERMEN LOST/RETURNING:** 2/10

**SERIES RECORD:** 37-34 Wisconsin



**Jud Heathcote**

**SPARTAN OUTLOOK:** Spartan Coach Jud Heathcote may have his best squad since Magic Johnson led the NCAA Championship team of 1978-79. All five starters return from last year's NIT team. The backcourt will be manned by junior Sam Vincent (16.6) and Big Ten "Freshman of the Year" Scott Skiles (12.4). Senior Ben Tower (5.9) returns at one forward position, while sophomore Patrick Ford (4.7) and junior Larry Polec (4.5) will battle for the other forward spot. Ken Johnson, a transfer from USC, joins the squad in December and could take over a starting spot. Kevin Willis (13.3) is the reigning Big Ten rebound king and will again be a dominating force in the middle. With so many seasoned players Michigan State will be one of the favorites for the Big Ten Title.

## UNIVERSITY OF MICHIGAN

January 14, 3:00 CST, Wisconsin Fieldhouse

March 1, 7:00 CST, Ann Arbor, MI

**LOCATION:** Ann Arbor, MI 48109

**ENROLLMENT:** 35,223

**NICKNAME:** Wolverines

**COLORS:** Maize and Blue

**ARENA:** Crisler Arena (13,609)

**CONFERENCE:** Big Ten

**COACH:** Bill Frieder (Michigan 1964)

**MICHIGAN RECORD:** 41-44 (3 years)

**CAREER RECORD:** 41-44 (3 years)

**1982-83 RECORD:** 15-13, 6-12 Big Ten (9th)

**SID:** Bruce Madej (313-763-1381)

**LETTERMEN LOST/RETURNING:** 2/10

**SERIES RECORD:** 58-43 Michigan




**Bill Frieder**

**WOLVERINE OUTLOOK:** The Wolverines improved from 7-20 in 1981-82 to 15-13 in 1982-83, and Coach Bill Frieder is looking for continued improvement this season. Junior guard Eric Turner (19.2 ppg) finished third in the Big Ten scoring derby and will be counted on again this season. He will be joined in the backcourt by junior Leslie Rockymore (13.4), who is coming off a knee injury. Also returning at guard is senior Dan Pelekoudas (3.3). The backcourt is further strengthened by three freshman, including Antoine Joubert, who was named "Mr. Basketball" in Michigan. The center position will again be handled by senior Tim McCormick (12.3). The forward position is unsettled with talented sophomores Robert Henderson (5.8), Richard Rellford (8.0), Paul Jokisch (4.6), Butch Wade (4.4), and Roy Tarpley (3.5), vying for a starting berth. The Wolverines have some outstanding talent and with more experience will be a force to be reckoned with in the Big Ten.

**NORTHWESTERN UNIVERSITY**  
January 19, 7:35 CST, Evanston, IL  
February 26, 1:05 CST, Wisconsin Fieldhouse

**LOCATION:** Evanston, IL 60201  
**ENROLLMENT:** 6,959  
**NICKNAME:** Wildcats  
**COLORS:** Purple and White  
**ARENA:** Welsh-Ryan Arena in McGaw Memorial Hall (8,100)  
**CONFERENCE:** Big Ten  
**COACH:** Rich Falk (Northwestern 1964)  
**NORTHWESTERN RECORD:** 50-88 (5 years)  
**CAREER RECORD:** 50-88 (5 years)  
**1982-83 RECORD:** 17-13, 7-11 Big Ten (8th)  
**SID:** Mike Nemeth (312-492-7503)  
Home (312-394-3322)  
**LETTERMEN LOST/RETURNING:** 4/11  
**SERIES RECORD:** 68-49 Wisconsin



**Rich Falk**

**WILDCAT OUTLOOK:** The Wildcats return 11 lettermen, but lose four, three of which were key players on a Northwestern team that received an NIT bid and won an NU-record 17 games. Jim Stack (14.9), the school's second leading scorer, Michael Jenkins (8.6), and Gaddis Rathel (9.1) are gone from Coach Rich Falk's most successful team. Returning are senior forward Art Aaron (14.5), the Cats' second leading scorer last year, leading rebounder Andre Goode (9.8 ppg, 6.7 rpg), who will return to the forward position after spending last season at center, and last year's sixth man, Paul Schultz, who will battle for the center spot in 1983-84. With the departure of Rathel and Jenkins, the guard positions are up for grabs. That is probably why the top three freshman recruits, Shawn Watts, Elliot Fullen and Chris Berg, are guards.

**UNIVERSITY OF IOWA**  
January 21, 3:05 CST, Iowa City, IA  
February 23, 7:35 CST, Wisconsin Fieldhouse

**LOCATION:** Iowa City, IA 52242  
**ENROLLMENT:** 30,000  
**NICKNAME:** Hawkeyes  
**COLORS:** Old Gold and Black  
**ARENA:** Carver-Hawkeye Arena (15,500)  
**CONFERENCE:** Big Ten  
**COACH:** George Raveling (Villanova 1960)  
**IOWA RECORD:** First Year  
**CAREER RECORD:** 167-136 (11 years)  
**1982-83 RECORD:** 21-10, 10-8 Big Ten (5th)  
**SID:** George Wine (319-353-3038)  
Home (319-337-3933)  
**LETTERMEN LOST/RETURNING:** 3/10  
**SERIES RECORD:** 54-48 Iowa



**George Raveling**

**HAWKEYE OUTLOOK:** Veteran basketball coach George Raveling takes over at Iowa after coming from Washington State and inherits an experienced team from Lute Olson, now head coach at Arizona. The only losses the Hawks incurred are the team's second leading scorer, Bob Hansen (15.4) and defensive-minded forward, Mark Gannon. Returning for Iowa are twin towers 6-10 center Greg Stokes and 6-11 center/forward Michael Payne. Stokes was the team's leading scorer (17.7) and second leading rebounder (7.2) while blocking a team-high 79 shots. Payne (10.6) leads the team in rebounding at 7.5 boards per game. The backcourt returns sparkplug Steve Carfino (10.9) and sophomore Andre Banks (2.7) with adequate back-up from Todd Berkenpas (2.3). All-in-all, Iowa has 10 lettermen returning which should make Raveling's first year at Iowa a successful one. The top freshman recruit is 6-5 guard Johnny Fort, a prep All-American from Gary, IN. Other top frosh are forwards Dave Snedeker and Kent Hill, and guard Robert Urserly. A sixth straight NCAA post-season appearance could be in the works for the Big Ten-contending Hawkeyes.

## UNIVERSITY OF MINNESOTA

January 25, 7:00 CST, Minneapolis, MN

February 15, 7:05 CST, Wisconsin Fieldhouse

**LOCATION:** Minneapolis, MN 55455

**ENROLLMENT:** 47,000

**NICKNAME:** Golden Gophers

**COLORS:** Maroon and Gold

**ARENA:** Williams Arena (17,250)

**CONFERENCE:** Big Ten

**COACH:** Jim Dutcher (Michigan 1955)

**MINNESOTA RECORD:** 149-78 (8 years)

**CAREER RECORD:** 271-128 (14 years)


**1982-83 RECORD:** 18-11, 9-9 Big Ten (6th-tie)

**SID:** Bob Peterson (612-373-5236)

Home (612-757-1538)

**LETTERMEN LOST/RETURNING:** 4/6

**SERIES RECORD:** 75-63 Minnesota



**Jim Dutcher**

**GOPHER OUTLOOK:** The Gophers return four starters from last year's NIT team, but Coach Jim Dutcher must replace 7-3 center Randy Breuer. The backcourt figures to be the strength of this year's squad. Junior Tommy Davis (12.8) and sophomore Marc Wilson (10.5) both return. They will be backed up by sophomore Alonzo Skanes (2.7). The leading candidates at the forward spots are seniors Jim Petersen (6.3) and Roland Brooks (8.9). Breuer's understudy last season, John Shasky (2.2) will battle for the starting center position along with three freshmen; 7-0 Paul VanDenEinde, 7-0 David Holmgren, and 7-2 Mike Carpenter. If the youngsters can develop in the middle the Gophers will be in line for another tournament bid.

## OHIO STATE UNIVERSITY

February 2, 7:35 CST, Wisconsin Fieldhouse

February 11, 5:10 CST, Columbus, OH

**LOCATION:** Columbus, OH 43210

**ENROLLMENT:** 53,438

**NICKNAME:** Buckeyes

**COLORS:** Scarlet and Gray

**ARENA:** St. John Arena (13,591)

**CONFERENCE:** Big Ten

**COACH:** Eldon Miller (Wittenberg 1961)

**OHIO STATE RECORD:** 122-80 (7 years)

**CAREER RECORD:** 340-203 (21 years)


**1982-83 RECORD:** 20-10, 11-7 Big Ten (2nd-tie)

**SID:** Marv Homan (614-422-6861)

Home (614-885-5611)

**LETTERMEN LOST/RETURNING:** 5/8

**SERIES RECORD:** 54-44 Ohio State



**Eldon Miller**

**BUCKEYE OUTLOOK:** Coach Eldon Miller welcomes back three starters from last year's Big Ten runner-up team. The Buckeye's leading scorer, senior Tony Campbell (18.9), returns to fill one starting spot. Starting opposite Campbell will be junior Joe Concheck (6.8). The backcourt will feature lightning quick guards in junior Troy Taylor (12.7) and last year's top reserve, junior Ron Stokes (9.1). Dave Jones (3.9) will be the top reserve. With the graduation of Granville Waiters a new center must be found. Sophomores Keith Wesson (1.9) and Alan Kortokrax (0.1) are the leading candidates. If the Buckeyes can find a replacement for Waiters another first division finish is a possibility.

## INDIANA UNIVERSITY

February 4, 1:05 CST, Wisconsin Fieldhouse

February 9, 6:30 CST, Bloomington, IN

**LOCATION:** Bloomington, IN 47405

**ENROLLMENT:** 32,500

**NICKNAME:** Hoosiers

**COLORS:** Cream and Crimson

**ARENA:** Assembly Hall (17,357)

**CONFERENCE:** Big Ten

**COACH:** Bob Knight (Ohio State 1962)

**INDIANA RECORD:** 274-84 (12 years)

**CAREER RECORD:** 376-134 (18 years)

**1982-83 RECORD:** 24-6/13-5 Big Ten (1st)

**SID:** Kit Klingelhoffer (812-335-2421)

Home (812-332-4990)

**LETTERMEN LOST/RETURNING:** 5/8

**SERIES RECORD:** 61-46 Indiana



**Bob Knight**

**HOOSIER OUTLOOK:** Four of the top five scorers have departed, so a rebuilding year may be in store for the Hoosiers. All-Big Ten performers and leading scorers Ted Kitchel (17.3) and Randy Wittman (18.9) along with Jim Thomas (10.2, team-high 5.2 rebounds per game) and Steve Bouchie (6.3) are lost to graduation. What's left is 7-2 junior center Uwe Blab (9.4), who started to come into his own last year, along with junior Winston Morgan (2.9) and sophomores forward Mike Giomi (2.3) and guard Steve Robinson (1.9). Coach Bob Knight has recruited freshman forwards Todd Meier from Oshkosh, Marty Simmons and Daryl Thomas, along with guard Steve Alford. Although another trip to the NCAA's may be in the cards for Indiana, a repeat Big Ten title will be hard to come by.

## MARQUETTE UNIVERSITY

February 16, 7:00 CST, Milwaukee, WI

**LOCATION:** Milwaukee, WI 53233

**ENROLLMENT:** 12,000

**NICKNAME:** Warriors

**COLORS:** Royal Blue and Gold

**ARENA:** Milwaukee Arena (11,052)

**CONFERENCE:** Independent

**COACH:** Rick Majerus (Marquette 1970)

**MARQUETTE RECORD:** First Year

**CAREER RECORD:** First Year


**1982-83 RECORD:** 19-10

**SID:** Betsy Bjalobok (414-224-7447)

Home (414-224-0654)

**LETTERMEN LOST/RETURNING:** 4/7

**SERIES RECORD:** 45-43 Wisconsin



**Rick Majerus**

**WARRIOR OUTLOOK:** New Head Coach Rick Majerus hopes to continue Marquette's fine basketball tradition that was passed on to him by retired coach Hank Raymonds. The Warrior backcourt will be bolstered by the return of junior Mandy Johnson (8.1) and Kerry Trotter (4.9), a sophomore who also plays forward. Sixth man Terry Reason (7.4) will also help out at guard/forward. The forward position is well-manned with leading returning scorer Dwayne Johnson (12.3) and second team All-Academic and 1982-83 leading rebounder Marc Marotta (9.5, 6.0 rpg). Tom Copa, a 6-10 center tops the list of freshman recruits along with guard Richard McCormick. Junior college transfer Robert Hall should help out at guard, a position weakened by the departure of Glenn "Doc" Rivers, the team's leading scorer with 13.2 points per game, to the NBA ranks. Forward Terrell Schlundt (9.9) has also left by way of graduation. Despite these losses, Marquette should look forward to an 18th consecutive post-season tournament bid.



# ALL-TIME SERIES SCORES WITH 1983-84 OPPONENTS

## FLORIDA A&M First Meeting

### NORTHERN IOWA

Date	Place	Wis.	Opp.
Dec. 21, 1981	Madison	65	53
Dec. 1, 1982	Madison	76	69

Wisconsin Won 2, Lost 0

#### SERIES HIGHLIGHTS Individual Scoring

For Wisconsin—17, by David Miller, Dec. 1, 1982.

For Northern Iowa—25, by Randy Kraayenbrink, Dec. 1, 1982.

### SOUTHERN ILLINOIS

Date	Place	Wis.	Opp.
Dec. 13, 1969	Madison	69	74
Feb. 9, 1971	Carbondale	75	86

Wisconsin Won 0, Lost 2

#### SERIES HIGHLIGHTS Individual Scoring

For Wisconsin—21, by Leon Howard, Feb. 9, 1971.

For SIU—22, by L. C. Brasfield, Greg Starrick Feb. 9, 1971.

### NEBRASKA

Date	Place	Wis.	Opp.
Mar. 5, 1904	Lincoln	22	25
Feb. 21, 1907	Madison	35	31
Mar. 3, 1908	Madison	34	4
Jan. 3, 1921	Madison	27	14
Dec. 30, 1939	Milwaukee	43	53
Jan. 4, 1941	Lincoln	46	31
Dec. 19, 1955	Madison	71	52
Dec. 10, 1956	Lincoln	51	53
Dec. 1, 1965	Madison	88	101
Nov. 30, 1968	Lincoln	55	68
Dec. 27, 1979	Honolulu	82	83(ot)

Wisconsin Won 5, Lost 6

#### SERIES HIGHLIGHTS Individual Scoring

For Wisconsin—31, by Claude Gregory, Dec. 27, 1979.

For Nebraska—29, by Grant Simmons, Dec. 1, 1965.

### NORTHERN ILLINOIS

Date	Place	Wis.	Opp.
Dec. 14, 1968	Madison	69	67
Dec. 8, 1975	Madison	97	77
Dec. 13, 1976	DeKalb, IL	57	81
Dec. 31, 1977	Madison	74	73(ot)
Dec. 20, 1982	Rockford, IL	58	55

Wisconsin Won 4, Lost 1

## SERIES HIGHLIGHTS Individual Scoring

For Wisconsin—22, by James Johnson, Dec. 14, 1968 and Wes Matthews, Dec. 31, 1977.

For Northern Illinois—34, by Matt Hicks, Dec. 13, 1976.

### YALE

Date	Place	Wis.	Opp.
Jan. 1, 1902	Milwaukee	20	35
Dec. 29, 1956	Madison	64	46
Dec. 29, 1972	Milwaukee	90	64

Wisconsin Won 2, Lost 1

#### SERIES HIGHLIGHTS Individual Scoring

For Wisconsin—20, by Bob Litzow, Dec. 29, 1956.

For Yale—22, by Tim Kearns, Dec. 29, 1972.

### DAYTON

Date	Place	Wis.	Opp.
Dec. 28, 1961	New York	105	93

Wisconsin Won 1, Lost 0

#### SERIES HIGHLIGHTS Individual Scoring

For Wisconsin—33, by Ron Jackson, Dec. 28, 1961.

For Dayton—28, by Tom Hatton, Dec. 28, 1961.

### KANSAS STATE

Date	Place	Wis.	Opp.
Dec. 6, 1949	Madison	56	48
Dec. 18, 1950	Manhattan, KS	58	77
Dec. 4, 1982	Madison	64	52

Wisconsin Won 2, Lost 1

#### SERIES HIGHLIGHTS Individual Scoring

For Wisconsin—21, by Don Rehfeldt, Dec. 6, 1949.

For Kansas State—14, by Jack Stone, Dec. 18, 1950.

### TOLEDO

Date	Place	Wis.	Opp.
Nov. 29, 1982	Madison	79	71

Wisconsin Won 1, Lost 0

#### SERIES HIGHLIGHTS Individual Scoring

For Wisconsin—23, by Brad Sellers, Nov. 29, 1982.

For Toledo—17, by Doug Epperson, Nov. 29, 1982.

## OKLAHOMA STATE First Meeting

# ALL-TIME SERIES SCORES WITH 1983-84 OPPONENTS

PURDUE							
Date	Place	Wis.	Opp.				
Jan. 20, 1906	Lafayette	34	14	Feb. 11, 1952	Lafayette	67	78
Feb. 3, 1906	Madison	31	15	Dec. 20, 1952	Lafayette	59 <del>88</del>	65
Jan. 25, 1907	Lafayette	33	27	Jan. 3, 1953	Madison	50	46
Mar. 15, 1907	Madison	37	10	Jan. 2, 1954	Madison	66	57
Jan. 17, 1908	Lafayette	28	24	Jan. 27, 1954	Lafayette	66	71
Jan. 23, 1908	Madison	34	13	Feb. 14, 1955	Lafayette	63	75
Jan. 15, 1909	Lafayette	20	23	Feb. 28, 1955	Madison	75	73
Feb. 27, 1909	Madison	29	6	Jan. 2, 1956	Madison	66	78
Jan. 22, 1910	Lafayette	17	29	Mar. 2, 1957	Lafayette	66	85
Mar. 12, 1910	Madison	38	14	Jan. 18, 1958	Lafayette	47	62
Jan. 13, 1911	Lafayette	16	34	Feb. 15, 1958	Madison	76	81
Feb. 24, 1911	Madison	45	17	Jan. 10, 1959	Lafayette	61	84
Jan. 13, 1913	Lafayette	25	15	Feb. 9, 1959	Madison	91	86
Mar. 1, 1913	Madison	22	19	Jan. 9, 1960	Madison	69	99
Feb. 13, 1914	Madison*	25	20	Mar. 5, 1960	Madison	89	80
Mar. 10, 1914	Lafayette	27	13	Feb. 4, 1961	Lafayette	58	69
Jan. 11, 1915	Lafayette*	28	24	Mar. 11, 1961	Madison	81	88
Feb. 19, 1915	Madison	26	21	Jan. 27, 1962	Madison	89	86
Jan. 8, 1916	Lafayette	33	17	Jan. 5, 1963	Lafayette	74	66
Feb. 25, 1916	Madison	35	22	Feb. 8, 1964	Madison (tv)	81	80
Jan. 26, 1918	Madison	21	16	Feb. 29, 1964	Lafayette	83	97
Mar. 13, 1918	Lafayette	24	18	Jan. 11, 1965	Madison	76	66
Feb. 6, 1923	Lafayette	13	17	Feb. 13, 1965	Lafayette	74	83
Feb. 24, 1923	Madison	20	19	Mar. 5, 1966	Madison	69	68
Feb. 23, 1925	Madison	22	30	Jan. 7, 1967	Lafayette	79	76
Mar. 12, 1925	Lafayette	26	32	Jan. 9, 1968	Lafayette	79	99
Feb. 20, 1926	Madison	31	29	Mar. 2, 1968	Madison	104	84
Feb. 26, 1926	Lafayette	21	32	Jan. 4, 1969	Madison (tv)	80	86
Feb. 23, 1928	Madison	28	22	Feb. 15, 1969	Lafayette	69	87
Feb. 25, 1928	Lafayette	15	31	Jan. 6, 1970	Lafayette	74	90
Jan. 21, 1929	Lafayette	31	26	Mar. 9, 1971	Madison	77	81
Feb. 25, 1929	Madison	27	24	Feb. 15, 1972	Lafayette	84	65
Feb. 21, 1931	Lafayette	27	46	Feb. 22, 1972	Madison	66	60
Mar. 2, 1931	Madison	18	24	Jan. 22, 1973	Lafayette	59	66
Jan. 11, 1932	Lafayette	22	38	Feb. 26, 1973	Madison	71	63
Feb. 27, 1932	Madison	21	28	Feb. 16, 1974	Lafayette	80	107
Jan. 15, 1934	Madison	26	27	Jan. 11, 1975	Lafayette	49	88
Feb. 26, 1934	Lafayette	25	37	Feb. 8, 1975	Madison (tv)	64	69
Jan. 5, 1935	Madison	18	19	Jan. 10, 1976	Lafayette	72	87
Mar. 4, 1935	Lafayette	24	43	Feb. 7, 1976	Madison	74	85
Jan. 4, 1937	Lafayette	30	43	Jan. 24, 1977	Lafayette	71	81
Mar. 1, 1937	Madison	46	43	Feb. 10, 1977	Madison	76	74
Jan. 15, 1938	Lafayette	34	40	Jan. 12, 1978	Madison	70	79
Feb. 19, 1938	Madison	39	46	Feb. 25, 1978	Lafayette (tv)	78	87
Feb. 6, 1939	Lafayette	31	39	Jan. 27, 1979	Lafayette (tv)	60	73
Feb. 18, 1939	Madison*	32	30	Feb. 3, 1979	Madison	48	54
Jan. 13, 1940	Lafayette	36	49	Jan. 29, 1980	Madison*	60	73
Feb. 24, 1940	Madison*	45	48	Feb. 16, 1980	Lafayette (tv)	61	69
Jan. 13, 1941	Madison*	48	42	Jan. 17, 1981	Madison	69	71
Feb. 17, 1941	Lafayette	43	42	Feb. 26, 1981	Lafayette	61	72
Feb. 16, 1942	Lafayette	34	40	Jan. 30, 1982	Lafayette (tv)	67	81
Feb. 27, 1943	Lafayette	53	45	Feb. 6, 1982	Madison	46	55
Feb. 19, 1944	Madison*	50	52	Jan. 6, 1983	Madison	64	80
Jan. 29, 1945	Lafayette	34	45	Mar. 12, 1983	Lafayette	64	79
Feb. 17, 1945	Madison	64	48				
Jan. 12, 1946	Madison	49	53				
Jan. 28, 1946	Lafayette	46	59				
Feb. 24, 1947	Lafayette	72	60				
Jan. 19, 1948	Madison	49	44				
Feb. 14, 1949	Lafayette	48	53				
Feb. 20, 1950	Madison	56	45				
Feb. 12, 1951	Lafayette	46	62				
Mar. 3, 1951	Madison	61	64				
Jan. 5, 1952	Madison	64	79				

Wisconsin Won 48, Lost 68  
**Games at Madison**—60; Wis. 33-27  
**Games at Lafayette**—56; Wis. 15-41

## Highlights of Wisconsin— Purdue Series

**Longest Winning Streak:** by Wisconsin — At Madison 12, Feb. 3, 1906 to Feb. 24, 1923. At Lafayette 5, Jan. 13, 1913 to March 13, 1918. By Purdue at Madison 6, Jan. 12, 1978 to Jan. 6, 1983 (in progress), and by Purdue at Lafayette 11, Jan. 22, 1973 to Mar. 12, 1983 (in progress).

# ALL-TIME SERIES SCORES WITH 1983-84 OPPONENTS

**Longest Winning Streak at Home and Away:** by Wisconsin 11, Feb. 24, 1911 to March 13, 1918.

By Purdue 12, Jan. 12, 1978 to Mar. 12, 1983.

**Most Points by One Team in One Game**—107, by Purdue, Feb. 16, 1974 (Purdue 107, Wisconsin 80); For Wisconsin—104 (Mar. 2, 1968).

**Most Points by Both Teams, One Game:** 188, Mar. 2, 1968 (Wisconsin 104, Purdue 84).

**Largest Victory Margin:** 39, Purdue, Jan. 11, 1975 (88-49); 28, Wisconsin, Feb. 24, 1911 (45-17).

## INDIVIDUAL SCORING

**For Wisconsin**—31, by Joe Franklin, March 2, 1968 (at Madison), and 31—Cory Blackwell, Mar. 12, 1983 at Lafayette.

**For Purdue**—50, by Terry Dischinger, Jan. 27, 1962 (at Madison).

## ILLINOIS

Date	Place	Wis.	Opp.
Mar. 3, 1906	Urbana	36	32
Mar. 10, 1906	Madison†	1	0
Jan. 16, 1907	Champaign	22	16
Feb. 1, 1907	Madison	47	13
Jan. 18, 1908	Champaign	28	20
Mar. 9, 1908	Madison	27	14
Jan. 16, 1909	Champaign	19	28
Jan. 22, 1909	Madison	20	10
Jan. 15, 1910	Madison	28	16
Jan. 21, 1910	Urbana	14	34
Jan. 21, 1911	Madison	20	17
Mar. 11, 1911	Champaign	18	21
Jan. 13, 1912	Madison	27	10
Mar. 15, 1912	Urbana	23	15
Jan. 11, 1913	Urbana	16	15
Feb. 21, 1913	Madison	18	13
Jan. 10, 1914	Urbana	26	25
Feb. 20, 1914	Madison	29	16
Feb. 8, 1915	Urbana	19	39
Feb. 13, 1915	Madison	17	19
Jan. 22, 1916	Urbana	20	27
Feb. 19, 1916	Madison	34	14
Jan. 20, 1917	Madison	25	14
Feb. 24, 1917	Urbana	17	20
Jan. 19, 1918	Champaign	22	21
Feb. 23, 1918	Madison	23	15
Jan. 25, 1919	Madison	15	25
Feb. 15, 1919	Urbana	14	16
Jan. 24, 1920	Urbana	20	43
Feb. 21, 1920	Madison	33	29
Jan. 22, 1921	Madison	23	18
Feb. 19, 1921	Champaign	9	17
Feb. 10, 1922	Madison	25	23
Feb. 27, 1922	Champaign	35	37
Feb. 16, 1924	Madison	13	12
Feb. 25, 1924	Champaign	20	31
Feb. 21, 1925	Urbana	25	35
Mar. 9, 1925	Madison	24	9
Feb. 28, 1927	Champaign	28	32
Mar. 5, 1927	Madison	39	13
Jan. 16, 1928	Madison	33	34
Mar. 9, 1928	Champaign	32	22
Jan. 18, 1930	Madison	14	9
Feb. 24, 1930	Madison	23	17
Jan. 5, 1931	Champaign	12	9
Jan. 24, 1931	Madison	30	20
Feb. 11, 1933	Champaign	25	38
Feb. 20, 1933	Madison	15	29
Jan. 6, 1934	Champaign	17	20
Feb. 17, 1934	Madison	28	22
Jan. 11, 1936	Madison	27	29
Feb. 15, 1936	Champaign	20	36
Jan. 9, 1937	Madison	28	31
Feb. 22, 1937	Champaign	31	48
Jan. 21, 1939	Madison	34	37
Feb. 19, 1940	Champaign	35	37
Feb. 15, 1941	Madison	46	30
Jan. 3, 1942	Madison	40	55
Feb. 23, 1942	Champaign	43	45
Jan. 11, 1943	Madison	40	52
Feb. 20, 1943	Champaign	26	50
Jan. 3, 1944	Madison*	43	45
Jan. 7, 1944	Champaign	43	38
Jan. 1, 1946	Madison	31	38
Feb. 18, 1946	Champaign	53	72
Jan. 1, 1947	Madison	53	47
Jan. 25, 1947	Champaign	37	63
Jan. 3, 1948	Madison	52	47
Jan. 24, 1948	Champaign	36	57
Jan. 3, 1949	Champaign	50	62
Feb. 5, 1949	Madison	54	61
Jan. 2, 1950	Madison	59	50
Feb. 25, 1950	Champaign	58	76
Jan. 1, 1951	Madison*	59	71
Feb. 10, 1951	Champaign	52	63
Jan. 7, 1952	Champaign	49	53
Mar. 8, 1952	Madison	58	48
Jan. 10, 1953	Champaign	61	71
Feb. 7, 1953	Madison	61	65
Feb. 13, 1954	Madison*	64	70
Feb. 22, 1954	Champaign	64	66
Jan. 1, 1955	Champaign	79	64
Feb. 19, 1955	Madison	71	99
Jan. 9, 1956	Champaign	77	96
Jan. 12, 1957	Madison (tv)	63	79
Jan. 4, 1958	Madison	59	64
Jan. 13, 1958	Champaign	71	70
Jan. 5, 1959	Madison	51	77
Feb. 16, 1959	Champaign	54	93
Feb. 20, 1960	Madison	75	63
Feb. 6, 1961	Champaign	73	77
Jan. 29, 1962	Champaign	85	81
Feb. 11, 1962	Madison	103	101
Feb. 11, 1963	Madison	84	77
Feb. 23, 1963	Champaign (tv)	77	89
Mar. 7, 1964	Champaign	73	97
Dec. 15, 1964	Madison	56	70
Dec. 14, 1965	Madison	70	90
Jan. 11, 1966	Champaign	64	80
Dec. 19, 1966	Champaign	74	87
Mar. 11, 1967	Madison	102	92
Feb. 6, 1968	Madison	60	68
Feb. 1, 1969	Champaign	73	86
Jan. 3, 1970	Madison	69	74
Feb. 3, 1970	Champaign	66	65
Jan. 12, 1971	Champaign	82	84
Feb. 23, 1971	Madison	88	84
Feb. 26, 1972	Champaign	86	91
Mar. 11, 1972	Madison	97	84
Jan. 8, 1973	Champaign	74	76
Feb. 10, 1973	Madison	99	88
Jan. 19, 1974	Madison	101	75



# ALL-TIME SERIES SCORES WITH 1983-84 OPPONENTS

Jan. 13, 1975	Champaign	56	72	Mar. 1, 1946	East Lansing	52	56
Feb. 10, 1975	Madison	76	70	Jan. 20, 1947	East Lansing	58	48
Jan. 12, 1976	Champaign	61	71	Feb. 9, 1948	Madison	51	39
Feb. 9, 1976	Madison	59	70	Feb. 6, 1950	East Lansing	66	47
Feb. 3, 1977	Champaign	71	81	Jan. 8, 1951	East Lansing	53	52
Feb. 12, 1977	Madison	62	50	Feb. 24, 1951	Madison	35	29
Feb. 2, 1978	Champaign	71	74	Jan. 21, 1952	East Lansing	39	50
Feb. 11, 1978	Madison	80	73	Feb. 16, 1952	Madison	55	57
Jan. 18, 1979	Madison	74	81	Feb. 23, 1953	East Lansing	45	53
Feb. 15, 1979	Champaign	64	81	Mar. 9, 1953	Madison	58	51
Jan. 19, 1980	Madison	64	69	Jan. 18, 1954	East Lansing	57	53
Feb. 7, 1980	Champaign	50	67	Mar. 1, 1954	Madison	79	56
Feb. 12, 1981	Madison	65	84	Jan. 8, 1955	East Lansing (tv)	77	94
Feb. 24, 1981	Champaign	54	45	Feb. 5, 1955	Madison	70	73
Feb. 4, 1982	Champaign	54	88	Feb. 27, 1956	East Lansing	82	89
Feb. 13, 1982	Madison	60	68	Feb. 25, 1957	Madison	62	78
Jan. 8, 1983	Madison	54	61	Jan. 20, 1958	Madison	66	52
Mar. 10, 1983	Champaign	64	71	Feb. 22, 1958	East Lansing	59	93
				Feb. 2, 1959	Madison	57	88
				Mar. 2, 1959	East Lansing	73	93
				Jan. 2, 1960	Madison (tv)	79	91
				Jan. 7, 1961	East Lansing	74	71
				Jan. 8, 1962	East Lansing	83	78
				Feb. 10, 1962	Madison	77	72
				Jan. 12, 1963	Madison	68	75
				Mar. 2, 1963	East Lansing (tv)*	92	89
				Jan. 6, 1964	East Lansing	90	106
				Feb. 27, 1965	Madison	99	89
				Feb. 5, 1966	East Lansing (tv)	65	79
				Feb. 19, 1966	Madison	78	77
				Jan. 28, 1967	East Lansing (tv)	61	68
				Feb. 25, 1967	Madison	68	64
				Jan. 16, 1968	Madison	70	68
				Feb. 24, 1968	East Lansing	77	87
				Jan. 7, 1969	East Lansing	67	77
				Feb. 22, 1969	Madison	76	64
				Feb. 7, 1970	Madison	89	79
				Feb. 20, 1971	East Lansing	78	97
				Jan. 11, 1972	East Lansing	76	83
				Feb. 29, 1972	Madison	101	74
				Jan. 20, 1973	Madison	93	80
				Mar. 10, 1973	East Lansing*	78	79
				Mar. 2, 1974	Madison	87	80
				Jan. 25, 1975	East Lansing	87	105
				Feb. 22, 1975	Madison	103	96
				Jan. 3, 1976	Madison	70	63
				Mar. 6, 1976	East Lansing	86	82
				Jan. 6, 1977	East Lansing	61	84
				Jan. 29, 1977	Madison***	87	83
				Jan. 7, 1978	East Lansing	61	77
				Mar. 2, 1978	Madison	75	89
				Jan. 4, 1979	East Lansing	55	84
				Mar. 3, 1979	Madison	83	81
				Jan. 17, 1980	East Lansing	61	62
				Feb. 14, 1980	Madison	80	66
				Jan. 22, 1981	Madison	63	62
				Feb. 19, 1981	East Lansing	65	74
				Jan. 23, 1982	East Lansing	58	68
				Feb. 20, 1982	Madison	65	60
				Jan. 13, 1983	East Lansing	66	86
				Mar. 5, 1983	Madison	65	91

Wisconsin Won 53, Lost 77

Games at Madison—67; Wis. 38-29

Games at Champaign—63; Wis. 15-48

## Highlights of Wisconsin— Illinois Series

**Longest Winning Streak:** by Wisconsin—at Madison 9, March 10, 1906 to Feb. 20, 1914. At Champaign 3. (1) March 3, 1906 to Jan. 18, 1908; (2) March 15, 1912 to Jan. 10, 1914; (3) March 9, 1928 to Jan. 5, 1931. By Illinois—At Madison 6, Feb. 7, 1953 to Jan. 5, 1959. At Champaign 9, Feb. 18, 1946 to Feb. 22, 1954.

**Longest Winning Streak at Home and Away:** by Wisconsin—6, (1) March 3, 1906 to March 9, 1908; (2) Jan. 13, 1912 to Feb. 20, 1914. By Illinois—6, (1) Jan. 11, 1936 to Feb. 19, 1940; (2) Feb. 23, 1963 to Dec. 19, 1966.

**Most Points by One Team, One Game—103** by Wisconsin (Feb. 19, 1962).

**Most Points by Both Teams, One Game—204**, Feb. 1, 1962 (Wisconsin 103, Illinois 101).

**Largest Victory Margin:** 39, Illinois, Feb. 16, 1959 (93-54). 34, Wisconsin, Feb. 1, 1907 (47-13).

### INDIVIDUAL SCORING

**For Wisconsin—30**, by Mark Zubor, Dec. 15, 1964 (at Madison); Joe Franklin, Mar. 11, 1967 (at Madison).

**For Illinois—36**, by Greg Jackson, Feb. 1, 1969 (at Champaign).

## MICHIGAN STATE

Date	Place	Wis.	Opp.
Dec. 10, 1921	Madison	27	13
Dec. 30, 1932	Madison	26	16
Feb. 5, 1934	Madison	22	23
Dec. 31, 1934	Madison*	23	21
Dec. 6, 1935	Madison	26	21
Feb. 6, 1937	Madison	22	17
Feb. 5, 1938	Madison	30	27
Feb. 4, 1939	Madison	39	37
Feb. 3, 1940	East Lansing	41	48
Feb. 23, 1946	Madison	58	59

Wisconsin Won 37, Lost 34

Games at Madison—39; Wis. 28-11

Games at East Lansing—32; Wis. 9-23



# ALL-TIME SERIES SCORES WITH 1983-84 OPPONENTS

## Highlights of Wisconsin— Michigan State Series

**Longest Winning Streak:** by Wisconsin—At Madison 12, Feb. 27, 1965 to Jan. 29, 1977. At East Lansing 3, Jan. 20, 1947 to Jan. 8, 1951. By Michigan State—At Madison 2, (1) Feb. 5, 1955 to Feb. 25, 1957; (2) Feb. 2, 1959 to Jan. 2, 1960. At East Lansing 9, Jan. 6, 1964 to Jan. 25, 1975.

**Longest Winning Streak at Home and Away:** by Wisconsin—5, Dec. 3, 1934 to Feb. 4, 1939; and Jan. 20, 1947 to Feb. 24, 1951. By Michigan State—4, Jan. 8, 1955 to Feb. 25, 1957; and Feb. 22, 1958 to Jan. 2, 1960.

**Most Points by One Team, One Game:** 106, Michigan State, Jan. 6, 1964.

**Most Points by Both Teams, One Game:** 199, Feb. 22, 1975 (Wisconsin 103, Michigan State 96).

**Largest Victory Margin:** 34, by Michigan State, Feb. 22, 1958 (93-59); 31, Michigan State, Feb. 2, 1959 (88-57); 29, Michigan State, Jan. 4, 1979 (84-55).

### INDIVIDUAL SCORING

**For Wisconsin**—38, by Joe Franklin, Jan. 16, 1968 (at Madison).

**For Michigan State**—35, by Julius McCoy, Feb. 27, 1956 (at East Lansing).

## MICHIGAN

Date	Place	Wis.	Opp.
Feb. 14, 1920	Madison	40	13
Mar. 6, 1920	Ann Arbor	20	23
Jan. 8, 1921	Madison	27	24
Jan. 24, 1921	Ann Arbor	25	17
Jan. 14, 1922	Madison*	18	16
Feb. 18, 1922	Ann Arbor	17	18
Feb. 14, 1923	Ann Arbor	18	15
Feb. 19, 1923	Madison	16	11
Jan. 19, 1925	Ann Arbor	12	14
Feb. 28, 1925	Madison	16	27
Feb. 22, 1926	Ann Arbor	13	22
Mar. 1, 1926	Madison*	24	23
Jan. 9, 1928	Madison	26	22
Mar. 5, 1928	Ann Arbor	19	42
Jan. 7, 1929	Madison	23	31
Mar. 4, 1929	Ann Arbor	22	37
Jan. 12, 1931	Ann Arbor	17	23
Feb. 28, 1931	Madison	15	26
Jan. 9, 1932	Madison	18	24
Feb. 29, 1932	Ann Arbor	13	33
Jan. 13, 1934	Madison	34	23
Feb. 19, 1934	Ann Arbor	32	26
Jan. 14, 1935	Madison	34	20
Feb. 23, 1935	Ann Arbor	33	19
Jan. 16, 1937	Madison	31	43
Mar. 6, 1937	Ann Arbor	27	41
Jan. 17, 1938	Madison	39	30
Feb. 21, 1938	Ann Arbor	29	58
Jan. 16, 1939	Ann Arbor	42	39
Jan. 8, 1940	Madison	39	44
Jan. 18, 1941	Ann Arbor	40	30
Jan. 19, 1942	Madison	58	36
Jan. 15, 1943	Ann Arbor	34	38
Jan. 16, 1943	Ann Arbor	55	34
Jan. 14, 1944	Madison	50	41
Jan. 15, 1944	Madison	42	31
Feb. 2, 1945	Ann Arbor	39	50
Feb. 10, 1945	Madison	55	44

Feb. 2, 1946	Madison	58	57
Feb. 11, 1946	Ann Arbor	56	66
Feb. 10, 1947	Ann Arbor	52	51
Jan. 17, 1948	Madison	39	43
Feb. 7, 1949	Ann Arbor	38	40
Jan. 14, 1950	Madison	53	41
Jan. 6, 1951	Ann Arbor	61	52
Feb. 26, 1951	Madison	50	52
Feb. 18, 1952	Ann Arbor	55	56
Feb. 25, 1952	Madison	69	53
Feb. 14, 1953	Madison	75	63
Feb. 21, 1953	Madison	74	52
Feb. 20, 1954	Madison	77	56
Jan. 10, 1955	Ann Arbor	63	90
Jan. 16, 1956	Madison	69	58
Feb. 25, 1956	Ann Arbor	68	78
Jan. 14, 1957	Ann Arbor	62	71
Feb. 11, 1957	Madison	70	65
Jan. 6, 1958	Ann Arbor	49	70
Mar. 3, 1958	Madison	65	72
Jan. 12, 1959	Madison	74	84
Feb. 23, 1959	Ann Arbor	63	87
Feb. 22, 1960	Ann Arbor*	88	82
Feb. 27, 1961	Madison	76	68
Feb. 5, 1962	Madison	74	81
Feb. 17, 1962	Ann Arbor	65	84
Feb. 4, 1963	Ann Arbor	81	78
Mar. 9, 1963	Madison	80	82
Feb. 22, 1964	Madison	59	103
Mar. 2, 1965	Ann Arbor	75	98
Jan. 29, 1966	Madison (tv)	67	69
Feb. 12, 1966	Ann Arbor	102	120
Dec. 29, 1966	Los Angeles§	88	98
Jan. 10, 1967	Madison	98	90
Mar. 4, 1967	Detroit (tv)	80	79
Jan. 6, 1968	Madison (tv)	77	75
Mar. 1, 1969	Ann Arbor (tv)	79	84
Feb. 14, 1970	Madison	84	74
Feb. 28, 1970	Ann Arbor	90	86
Jan. 9, 1971	Madison (tv)	89	90
Mar. 13, 1971	Ann Arbor (tv)	73	93
Mar. 7, 1972	Ann Arbor	70	93
Mar. 3, 1973	Madison	94	79
Jan. 28, 1974	Ann Arbor	75	83
Feb. 25, 1974	Madison	74	78
Jan. 27, 1975	Ann Arbor*	73	75
Feb. 24, 1975	Madison	70	68
Jan. 8, 1976	Madison	81	106
Feb. 2, 1976	Ann Arbor	86	107
Jan. 8, 1977	Ann Arbor	63	66
Jan. 27, 1977	Madison	64	69
Jan. 19, 1978	Ann Arbor	64	83
Feb. 16, 1978	Madison	66	68
Jan. 13, 1979	Madison	77	66
Feb. 22, 1979	Ann Arbor	66	65
Jan. 31, 1980	Madison*	69	73
Feb. 9, 1980	Ann Arbor	59	68
Jan. 31, 1981	Madison	67	74
Feb. 7, 1981	Ann Arbor	64	71
Jan. 7, 1982	Ann Arbor	65	63
Mar. 6, 1982	Madison	84	91
Jan. 15, 1983	Ann Arbor	57	62
Mar. 2, 1983	Madison	82	70

\*Overtime

§Non-conference game

# ALL-TIME SERIES SCORES WITH 1983-84 OPPONENTS

Wisconsin Won 43, Lost 58

Games at Madison—51; Wis. 28-23

Games at Ann Arbor—48; Wis. 14-34

Games at Los Angeles—1; Wis. 0-1

Games at Detroit—1; Wis. 1-0

## Highlights of Wisconsin-Michigan Series

**Longest Winning Streak:** by Wisconsin—At Madison 5, Jan. 19, 1942 to Feb. 2, 1946, and Feb. 25, 1952 to Feb. 11, 1957. At Ann Arbor 2(1) Feb. 19, 1934 to Feb. 23, 1935; (2) Jan. 16, 1939 to Jan. 18, 1941. By Michigan—At Madison 4, Feb. 6, 1962 to Jan. 29, 1966. At Ann Arbor 6, Jan. 19, 1925 to Feb. 29, 1932.

**Longest Winning Streak at Home and Away:** By Wisconsin—4, Jan. 13, 1934 to Feb. 23, 1935; 4, Feb. 25, 1952 to Feb. 20, 1954. By Michigan—7, March 5, 1928 to Feb. 29, 1932.

**Most Points by One Team, One Game**—120, Michigan (Feb. 12, 1966).

**Most Points by Both Teams, One Game**—222, Feb. 12, 1966 (Michigan 120, Wisconsin 102).

**Largest Victory Margin**—44, Michigan, Feb. 22, 1964 (103-59); 27, Wisconsin, Feb. 14, 1920 (40-13).

### INDIVIDUAL SCORING

**For Wisconsin**—37, by Chuck Nagle, March 4, 1967 (at Detroit).

**For Michigan**—44, by Harry Wilmore, Jan. 9, 1971 (at Madison).

## NORTHWESTERN

Date	Place	Wis.	Opp.
Jan. 8, 1910	Madison	55	9
Feb. 26, 1910	Evanston	39	11
Jan. 14, 1911	Evanston	29	9
Mar. 8, 1911	Madison	23	11
Jan. 6, 1912	Evanston	32	19
Feb. 24, 1913	Madison	46	11
Feb. 10, 1914	Madison	38	9
Feb. 17, 1914	Evanston	33	26
Jan. 18, 1916	Madison	22	18
Mar. 11, 1916	Evanston	24	21
Jan. 8, 1917	Evanston*	29	21
Feb. 12, 1917	Madison	23	21
Jan. 5, 1918	Evanston	17	33
Mar. 7, 1918	Madison	26	18
Jan. 11, 1919	Madison	15	20
Feb. 22, 1919	Evanston	23	32
Jan. 3, 1921	Evanston	12	13
Feb. 12, 1921	Madison	22	10
Jan. 9, 1922	Evanston	21	9
Feb. 22, 1922	Madison	23	11
Jan. 6, 1923	Evanston	21	10
Mar. 5, 1923	Madison	29	17
Jan. 12, 1924	Evanston	25	10
Mar. 1, 1924	Madison	23	14
Jan. 23, 1926	Madison	35	27
Feb. 16, 1926	Evanston	26	36
Jan. 15, 1927	Evanston	28	18
Jan. 22, 1927	Madison	25	24
Feb. 18, 1929	Madison	37	23
Feb. 23, 1929	Evanston	31	25
Jan. 4, 1930	Evanston	14	23
Feb. 15, 1930	Madison	29	22
Jan. 4, 1932	Evanston*	30	31

Jan. 18, 1932	Madison	24	28
Jan. 16, 1933	Evanston	22	40
Feb. 25, 1933	Madison	28	30
Jan. 7, 1935	Madison	16	9
Jan. 19, 1935	Evanston	31	36
Feb. 24, 1936	Madison	28	33
Mar. 2, 1936	Evanston	26	49
Jan. 3, 1938	Evanston	38	47
Feb. 12, 1938	Madison	23	27
Feb. 13, 1939	Evanston	27	37
Mar. 2, 1940	Madison	44	47
Feb. 10, 1941	Evanston*	48	46
Jan. 17, 1942	Madison	49	46
Feb. 21, 1942	Evanston	59	47
Jan. 9, 1943	Chicago Stad.	67	65
Feb. 22, 1943	Madison*	54	56
Jan. 8, 1944	Chicago Stad.	38	60
Feb. 4, 1944	Madison**	50	47
Jan. 6, 1945	Madison	37	52
Jan. 27, 1945	Chicago Stad.	44	43
Jan. 26, 1946	Chicago Stad.	34	56
Feb. 9, 1946	Madison	58	63
Jan. 27, 1947	Madison	45	44
Feb. 15, 1947	Chicago Stad.	54	42
Feb. 7, 1948	Chicago Stad.	68	62
Feb. 23, 1948	Madison	59	54
Feb. 12, 1949	Chicago Stad.	56	52
Feb. 21, 1949	Madison	57	46
Feb. 11, 1950	Chicago Stad.	66	59
Feb. 27, 1950	Madison	67	53
Jan. 15, 1951	Madison	68	56
Jan. 19, 1952	Evanston	74	58
Jan. 17, 1953	Evanston	78	56
Mar. 7, 1953	Madison	74	58
Jan. 11, 1954	Madison	64	47
Feb. 26, 1955	Evanston	72	80
Feb. 4, 1956	Evanston	79	55
Mar. 3, 1956	Madison	76	70
Jan. 5, 1957	Evanston	54	75
Mar. 4, 1957	Madison	82	69
Mar. 1, 1958	Evanston	65	82
Feb. 28, 1959	Madison	82	86
Jan. 11, 1960	Madison	69	77
Feb. 29, 1960	Evanston	59	73
Feb. 11, 1961	Evanston (tv)	52	54
Mar. 4, 1961	Madison	75	61
Feb. 24, 1962	Evanston	65	64
Feb. 16, 1963	Madison	78	65
Jan. 11, 1964	Evanston	63	76
Feb. 11, 1964	Madison	64	72
Feb. 23, 1965	Madison*	93	87
Mar. 6, 1965	Evanston	88	76
Feb. 21, 1966	Evanston	65	76
Feb. 28, 1966	Madison	90	62
Feb. 21, 1967	Madison	110	94
Feb. 28, 1967	Evanston	82	91
Mar. 9, 1968	Evanston	75	77
Mar. 4, 1969	Madison	70	72
Feb. 21, 1970	Evanston	75	82
Mar. 3, 1970	Madison	82	87
Jan. 19, 1971	Madison	87	72
Feb. 13, 1971	Evanston	91	101
Mar. 4, 1972	Madison	82	90
Jan. 27, 1973	Evanston (tv)	73	74
Jan. 5, 1974	Madison	87	53
Mar. 9, 1974	Evanston	77	62

# ALL-TIME SERIES SCORES WITH 1983-84 OPPONENTS

Jan. 4, 1975	Evanston	66	69	Feb. 10, 1919	Madison	29	18
Mar. 8, 1975	Madison	94	70	Mar. 10, 1919	Iowa City	27	29
Jan. 24, 1976	Evanston	60	62	Jan. 5, 1920	Iowa City	35	18
Feb. 21, 1976	Madison	77	90	Jan. 10, 1920	Madison	20	21
Jan. 20, 197	Madison	61	60	Jan. 7, 1922	Iowa City	18	15
Feb. 19, 1977	Evanston	88	98	Feb. 13, 1922	Madison	18	24
Jan. 26, 1978	Madison (tv)	85	93	Mar. 8, 1924	Iowa City	19	22
Feb. 18, 1978	Evanston	81	80	Mar. 11, 1924	Madison	36	26
Jan. 11, 1979	Madison	95	82	Feb. 16, 1925	Madison	16	15
Feb. 24, 1979	Evanston	72	70	Mar. 3, 1925	Iowa City	25	23
Jan. 3, 1980	Madison	75	66	Feb. 22, 1927	Madison	24	21
Mar. 1, 1980	Evanston	50	53	Mar. 11, 1927	Iowa City	17	26
Jan. 10, 1981	Evanston	48	50	Feb. 20, 1928	Madison	31	21
Mar. 5, 1981	Madison	60	57	Mar. 3, 1928	Madison	20	17
Jan. 14, 1982	Madison	55	61	Feb. 16, 1930	Madison	17	19
Feb. 27, 1982	Evanston	61	60	Jan. 17, 1931	Madison	24	13
Jan. 20, 1983	Madison	49	45	Jan. 9, 1933	Madison	21	19
Feb. 26, 1983	Chicago, IL (DePaul)	57	64	Feb. 13, 1933	Iowa City	25	31
				Jan. 8, 1934	Iowa City	26	32
				Mar. 3, 1934	Madison	35	32
				Jan. 13, 1936	Madison	27	21
				Feb. 17, 1936	Iowa City	25	32
				Jan. 18, 1937	Madison	29	23
				Feb. 20, 1937	Iowa City	35	43
				Jan. 7, 1939	Madison	28	24
				Feb. 19, 1940	Iowa City	35	37
				Jan. 11, 1941	Madison	49	35
				Jan. 10, 1942	Iowa City	45	49
				Mar. 7, 1942	Madison	62	45
				Feb. 19, 1945	Iowa City	53	54
				Feb. 24, 1945	Madison	38	68
				Jan. 7, 1946	Iowa City	50	57
				Feb. 16, 1946	Madison	39	44
				Jan. 4, 1947	Iowa City	63	62
				Feb. 3, 1947	Madison	60	53
				Jan. 12, 1948	Madison	60	51
				Feb. 21, 1948	Iowa City	40	62
				Feb. 19, 1949	Iowa City	60	61
				Feb. 28, 1949	Madison	80	47
				Feb. 13, 1950	Iowa City*	66	62
				Feb. 18, 1950	Madison	53	44
				Feb. 17, 1951	Madison	60	73
				Mar. 3, 1951	Iowa City	78	75
				Dec. 15, 1952	Madison	75	70
				Dec. 29, 1952	Iowa City	66	83
				Jan. 9, 1954	Iowa City	54	71
				Jan. 3, 1955	Madison	69	86
				Feb. 6, 1956	Madison	74	78
				Feb. 18, 1956	Iowa City	66	80
				Jan. 19, 1957	Madison	47	70
				Mar. 9, 1957	Iowa City (tv)	60	59
				Feb. 17, 1958	Iowa City	61	74
				Feb. 14, 1959	Madison	84	94
				Jan. 4, 1960	Madison	64	71
				Feb. 15, 1960	Iowa City	63	58
				Jan. 9, 1961	Madison	68	76
				Feb. 13, 1961	Iowa City	61	63
				Jan. 6, 1962	Madison (tv)	91	79
				Mar. 10, 1962	Iowa City	64	81
				Jan. 14, 1963	Iowa City	56	65
				Mar. 4, 1963	Madison	75	69
				Jan. 13, 1964	Madison	79	61
				Jan. 4, 1965	Iowa City	62	92
				Jan. 8, 1966	Madison	69	68
				Feb. 26, 1966	Iowa City	70	80
				Feb. 18, 1967	Iowa City***	96	95

\*Overtime

\*\*Double overtime

Wisconsin Won 68, Lost 49

Games at Madison—58; Wis. 40-18

Games at Evanston—50; Wis. 22-28

Games at Chicago—9; Wis. 6-3

(Includes 1983 game at DePaul's Alumni Hall)

## Highlights of Wisconsin-Northwestern Series

**Longest Winning Streak:** by Wisconsin—At Madison 9, Jan. 27, 1947 to March 4, 1957. At Evanston 6, Feb. 26, 1910 to Jan. 8, 1917, and 6, Feb. 15, 1947 to March 7, 1953. By Northwestern—At Madison 3, Feb. 24, 1936 to March 2, 1940. At Evanston 7, Jan. 4, 1930 to Feb. 13, 1939.

**Longest Winning Streak at Home and Away:** by Wisconsin 13, Jan. 27, 1947 to Jan. 11, 1954. By Northwestern 7, Jan. 19, 1935 to March 2, 1940.

**Most Points by One Team, One Game—110,** by Wisconsin, Feb. 21, 1967.

**Most Points by Both Teams, One Game—204,** Feb. 21, 1967 (Wisconsin 110, Northwestern 94).

**Largest Victory Margin:** 46, Wisconsin, Jan. 8, 110 (55-9); 35, Wisconsin, Feb. 24, 1912 (46-11); 28, Wisconsin, Feb. 26, 1910 (39-11); 23, Northwestern, March 2, 1936 (49-26).

### INDIVIDUAL SCORING

**For Wisconsin—35,** by Don Rehfeldt, Feb. 11, 1950 (at Chicago Stadium).

**For Northwestern—39,** by Dale Kelley, Mar. 3, 1970 (at Madisc)

## IOWA

Date	Place	Wis.	Opp.
Mar. 1, 1909	Madison	30	9
Jan. 5, 1912	Iowa City	38	12
Feb. 12, 1912	Madison	30	5
Jan. 10, 1916	Iowa City*	36	31
Feb. 28, 1916	Madison	39	17
Jan. 8, 1918	Iowa City	36	22
Jan. 21, 1918	Iowa City	34	19

# ALL-TIME SERIES SCORES WITH 1983-84 OPPONENTS

Mar. 7, 1967	Madison*	87	90
Feb. 17, 1968	Iowa City	61	69
Mar. 8, 1969	Madison	84	74
Jan. 10, 1970	Madison	74	92
Feb. 10, 1970	Iowa City	100	119
Feb. 6, 1971	Madison	91	93
Feb. 27, 1971	Iowa City	89	83
Jan. 8, 1972	Madison	81	80
Feb. 17, 1973	Iowa City	76	100
Feb. 9, 1974	Madison (tv)	113	87
Mar. 4, 1974	Iowa City	74	58
Feb. 1, 1975	Madison*	86	85
Mar. 1, 1975	Iowa City	68	75
Jan. 17, 1976	Madison (tv)	71	81
Feb. 14, 1976	Iowa City	82	96
Feb. 5, 1977	Iowa City	73	90
Mar. 5, 1977	Madison**	93	94
Jan. 28, 1978	Iowa City	73	88
Feb. 4, 1978	Madison	82	72
Feb. 1, 1979	Madison	64	70
Feb. 10, 1979	Iowa City (tv)	65	79
Jan. 12, 1980	Iowa City	65	66
Feb. 21, 1980	Madison	62	58
Jan. 15, 1981	Madison	66	76
Feb. 28, 1981	Iowa City	75	96
Jan. 16, 1982	Madison	62	78
Feb. 25, 1982	Iowa City	55	79
Jan. 22, 1983	Madison	65	62
Feb. 24, 1983	Iowa City	63	93

Wisconsin Won 48, Lost 54

Games at Madison—54; Wis. 32-22

Games at Iowa City—48; Wis. 16-32

\*Overtime

\*\*Double Overtime

\*\*\*Triple Overtime

## Highlights of Wisconsin-Iowa Series

**Longest Winning Streak:** by Wisconsin—At Madison 12, March 11, 1924 to March 7, 1942. At Iowa City 3, Jan. 5, 1912 to Jan. 8, 1918. By Iowa—At Madison 6, Jan. 3, 1955 to Jan. 9, 1961. At Iowa City 9, Feb. 16, 1930 to Jan. 7, 1946; and March 1, 1975 to February 24, 1983 (in progress).

**Longest Winning Streak at Home and Away:** by Wisconsin 8, March 1, 1909 to Feb. 10, 1919. By Iowa 6, Dec. 29, 1952 to Jan. 19, 1957.

**Most Points by One Team, One Game—119,** by Iowa, Feb. 10, 1970.

**Most Points by Both Teams, One Game—219,** Feb. 10, 1970 (Iowa 119, Wisconsin 100).

**Largest Victory Margin—30,** Iowa, Feb. 24, 1945 (68-38), Jan. 4, 1965 (92-62); and, 30, Iowa, Feb. 24, 1983 (93-63), 26, Wisconsin, Jan. 5, 1912 (38-12), and Feb. 9, 1974 (113-87).

## INDIVIDUAL SCORING

**For Wisconsin—35,** by Clarence Sherrod, Feb. 10, 1970 (at Iowa City).

**For Iowa—39,** by Don Nelson, Jan 6, 1962 (at Madison)

## MINNESOTA

Date	Place	Wis.	Opp.
Feb. 17, 1900	Minneapolis	15	17
Feb. 23, 1901	Minneapolis	15	42
Feb. 22, 1902	Minneapolis	10	30
Feb. 21, 1903	Minneapolis	11	33
Feb. 23, 1906	Madison	31	24
Mar. 17, 1906	Minneapolis	10	16
Jan. 12, 1907	Minneapolis	11	18
Mar. 9, 1907	Madison	31	20
Jan. 25, 1908	Madison	37	16
Mar. 7, 1908	Minneapolis	34	14
Jan. 30, 1909	Minneapolis	14	13
Mar. 9, 1909	Madison	37	14
Feb. 5, 1910	Madison	24	14
Feb. 25, 1910	Minneapolis	9	16
Feb. 4, 1911	Minneapolis	16	17
Mar. 1, 1911	Madison	13	21
Jan. 20, 1912	Madison	22	12
Mar. 9, 1912	Minneapolis*	29	26
Jan. 18, 1913	Minneapolis	19	11
Feb. 25, 1913	Madison	29	11
Jan. 17, 1914	Madison	28	7
Feb. 28, 1914	Minneapolis	27	9
Jan. 16, 1915	Minneapolis	23	20
Feb. 27, 1915	Madison	31	7
Jan. 15, 1916	Madison	31	11
Mar. 4, 1916	Minneapolis	32	14
Jan. 13, 1917	Minneapolis	25	33
Mar. 10, 1917	Madison	16	13
Mar. 2, 1918	Minneapolis	18	17
Mar. 16, 1918	Madison	11	19
Jan. 18, 1919	Minneapolis	11	38
Mar. 1, 1919	Madison	12	23
Jan. 31, 1920	Madison	28	12
Feb. 28, 1920	Minneapolis	26	32
Jan. 29, 1921	Minneapolis	21	22
Mar. 5, 1921	Madison	18	12
Jan. 21, 1922	Madison	15	17
Mar. 4, 1922	Minneapolis	34	20
Jan. 20, 1923	Minneapolis	24	12
Mar. 3, 1923	Madison	36	10
Jan. 10, 1925	Minneapolis	14	16
Jan. 24, 1925	Madison	14	25
Jan. 5, 1926	Madison	36	24
Mar. 5, 1926	Minneapolis	19	31
Jan. 14, 1928	Minneapolis	35	26
Feb. 11, 1928	Madison	38	18
Jan. 5, 1929	Minneapolis	29	17
Jan. 19, 1929	Madison	39	17
Jan. 19, 1931	Minneapolis	26	28
Feb. 14, 1931	Madison	15	42
Feb. 20, 1932	Minneapolis	17	43
Mar. 32, 1932	Madison	21	23
Feb. 10, 1934	Minneapolis	31	30
Mar. 5, 1934	Madison	34	23
Jan. 21, 1935	Madison	38	31
Feb. 18, 1935	Minneapolis	28	27
Feb. 13, 1937	Madison	32	37
Feb. 27, 1937	Minneapolis	35	28
Mar. 5, 1938	Minneapolis	28	35
Feb. 20, 1939	Minneapolis	32	34
Feb. 27, 1939	Madison	35	25
Feb. 12, 1940	Madison	36	34
Feb. 26, 1940	Minneapolis	39	44
Jan. 6, 1941	Minneapolis	27	44



# ALL-TIME SERIES SCORES WITH 1983-84 OPPONENTS

Mar. 1, 1941	Madison	42	32	Feb. 23, 1980	Madison	70	55
Mar. 2, 1942	Minneapolis	49	47	Jan. 8, 1981	Minneapolis	60	76
Jan. 30, 1943	Madison	54	33	Mar. 7, 1981	Madison*	60	58
Mar. 1, 1943	Minneapolis	34	48	Jan. 21, 1982	Madison	57	78
Jan. 29, 1944	Minneapolis	49	30	Feb. 11, 1982	Minneapolis	60	71
Feb. 25, 1944	Madison	50	33	Jan. 29, 1983	Madison	58	65
Jan. 13, 1945	Madison	46	37	Feb. 19, 1983	Minneapolis	71	78
Mar. 3, 1945	Minneapolis	50	54				
Jan. 5, 1946	Madison	45	46	*Overtime			
Mar. 4, 1946	Minneapolis	57	58	Wisconsin Won 61, Lost 77			
Feb. 8, 1947	Madison	60	51	<b>Games at Madison</b> —66; Wis. 38-28			
Mar. 1, 1947	Minneapolis	55	58	<b>Games at Minneapolis</b> —72; Wis. 23-49			
Jan. 5, 1948	Madison	59	50				
Mar. 1, 1948	Minneapolis	41	46				
Jan. 10, 1949	Minneapolis	33	47				
Mar. 5, 1949	Madison	45	43				
Jan. 16, 1950	Madison	57	54				
Mar. 4, 1950	Minneapolis	60	54				
Feb. 3, 1951	Minneapolis	47	44				
Feb. 9, 1952	Madison	47	54				
Jan. 5, 1953	Minneapolis	53	64				
Jan. 12, 1953	Madison	76	74				
Feb. 15, 1954	Madison	68	78				
Mar. 6, 1954	Minneapolis*	73	78				
Feb. 21, 1955	Madison	69	71				
Mar. 5, 1955	Minneapolis	78	72				
Feb. 11, 1956	Madison	71	77				
Feb. 18, 1957	Minneapolis	53	85				
Feb. 8, 1958	Madison (tv)	66	71				
Feb. 24, 1958	Minneapolis	63	71				
Jan. 3, 1959	Minneapolis	65	79				
Feb. 21, 1959	Madison (tv)	50	69				
Jan. 30, 1960	Minneapolis	72	86				
Feb. 20, 1961	Madison	83	75				
Feb. 3, 1962	Minneapolis(tv)	94	88				
Feb. 26, 1962	Madison	90	92				
Feb. 2, 1963	Madison	68	69				
Feb. 18, 1963	Minneapolis	48	72				
Feb. 1, 1964	Minneapolis	92	111				
Mar. 2, 1964	Madison	96	105				
Jan. 9, 1965	Minneapolis	57	81				
Feb. 16, 1965	Madison	91	101				
Mar. 7, 1966	Minneapolis	87	74				
Feb. 14, 1967	Madison	85	75				
Jan. 30, 1968	Minneapolis	72	62				
Feb. 27, 1968	Madison	94	82				
Jan. 14, 1969	Madison	68	61				
Feb. 11, 1969	Minneapolis	69	63				
Jan. 13, 1970	Madison	90	84				
Mar. 6, 1971	Minneapolis	98	104				
Jan. 18, 1972	Madison	59	65				
Feb. 19, 1972	Minneapolis	73	76				
Jan. 13, 1973	Minneapolis	54	78				
Jan. 29, 1973	Madison	64	81				
Feb. 2, 1974	Minneapolis*	63	64				
Jan. 2, 1975	Madison	46	61				
Mar. 3, 1975	Minneapolis	58	65				
Jan. 19, 1976	Madison	84	96				
Feb. 16, 1976	Minneapolis	74	98				
Jan. 22, 1977	Minneapolis	64	82				
Mar. 3, 1977	Madison	61	64				
Jan. 21, 1978	Minneapolis	51	61				
Feb. 9, 1978	Madison	55	64				
Jan. 20, 1979	Minneapolis	72	82				
Feb. 8, 1979	Madison	72	74				
Jan. 10, 1980	Minneapolis*	76	82				
				<b>INDIANA</b>			
				<b>Date</b>	<b>Place</b>	<b>Wis.</b>	<b>Opp.</b>
				Jan. 29, 1910	Madison	11	13
				Mar. 7, 1910	Bloomington	33	8
				Feb. 3, 1911	Madison	51	9
				Mar. 10, 1911	Bloomington	18	21
				Feb. 17, 1912	Madison	51	10
				Mar. 16, 1912	Bloomington	32	21
				Feb. 13, 1913	Bloomington	30	19
				Feb. 27, 1913	Madison	48	10
				Jan. 12, 1914	Bloomington	57	15
				Feb. 24, 1914	Madison	46	24
				Jan. 9, 1915	Bloomington	39	18
				Jan. 18, 1915	Madison	47	15
				Mar. 6, 1917	Madison	29	14
				Mar. 15, 1917	Bloomington	18	16
				Feb. 24, 1919	Madison	29	16
				Mar. 15, 1919	Bloomington	12	22
				Jan. 8, 1923	Bloomington	17	10
				Mar. 12, 1923	Madison	35	17
				Jan. 5, 1924	Bloomington	23	21
				Jan. 14, 1924	Madison	28	27
				Jan. 11, 1926	Madison	33	31
				Mar. 9, 1926	Bloomington	20	35

# ALL-TIME SERIES SCORES WITH 1983-84 OPPONENTS

Jan. 8, 1927	Madison	23	28	Jan. 20, 1975	Madison	69	89
Feb. 26, 1927	Bloomington	23	31	Feb. 17, 1975	Bloomington	58	93
Jan. 14, 1929	Madison	24	20	Jan. 31, 1976	Bloomington	61	114
Feb. 16, 1929	Bloomington	27	25	Feb. 24, 1976	Madison	67	96
Jan. 23, 1930	Bloomington*	23	21	Jan. 15, 1977	Madison	64	79
Mar. 8, 1930	Madison	34	23	Feb. 24, 1977	Bloomington	66	64
Feb. 15, 1932	Bloomington	21	33	Jan. 14, 1978	Madison	78	65
Mar. 5, 1932	Madison	35	26	Feb. 23, 1978	Bloomington	54	58
Jan. 14, 1933	Bloomington	38	37	Jan. 25, 1979	Bloomington	61	82
Feb. 18, 1933	Madison*	28	29	Feb. 17, 1979	Madison*	62	68
Jan. 12, 1935	Bloomington	30	23	Jan. 5, 1980	Madison	52	50
Feb. 16, 1935	Madison*	37	27	Feb. 28, 1980	Bloomington	52	61
Jan. 20, 1936	Madison	24	26	Feb. 5, 1980	Bloomington	64	89
Feb. 22, 1936	Bloomington	21	54	Feb. 14, 1981	Madison	52	59
Feb. 7, 1938	Bloomington	44	47	Jan. 28, 1982	Madison	56	62
Feb. 28, 1938	Madison	34	32	Feb. 18, 1982	Bloomington	57	88
Jan. 14, 1939	Bloomington	19	43	Feb. 3, 1983	Bloomington	73	83
Jan. 15, 1940	Madison	34	40	Feb. 12, 1983	Madison	56	75
Feb. 24, 1941	Bloomington	38	30				
Jan. 5, 1942	Bloomington	34	38				
Jan. 24, 1942	Madison	42	36				
Feb. 13, 1942	Madison	44	51				
Feb. 15, 1943	Madison	57	53				
Feb. 11, 1944	Bloomington	62	43				
Feb. 12, 1944	Bloomington	52	31				
Jan. 11, 1947	Madison	70	49				
Jan. 10, 1948	Bloomington	58	54				
Jan. 15, 1949	Madison	58	48				
Jan. 7, 1950	Bloomington	59	61				
Mar. 5, 1951	Bloomington	58	68				
Feb. 23, 1952	Madison	48	63				
Feb. 9, 1953	Bloomington	48	66				
Feb. 16, 1953	Madison	70	72				
Jan. 4, 1954	Bloomington	67	70				
Jan. 16, 1954	Madison	74	90				
Jan. 15, 1955	Madison	77	66				
Jan. 7, 1956	Madison (tv)	71	75				
Feb. 13, 1956	Bloomington	69	67				
Jan. 7, 1957	Bloomington	68	79				
Feb. 23, 1957	Madison	74	85				
Feb. 10, 1958	Madison	87	93				
Mar. 7, 1959	Bloomington	71	97				
Feb. 6, 1960	Madison	85	97				
Feb. 13, 1960	Bloomington	71	91				
Feb. 18, 1961	Madison	84	98				
Mar. 6, 1961	Bloomington	69	80				
Feb. 12, 1962	Bloomington	105	94				
Feb. 25, 1963	Madison	102	96				
Feb. 17, 1964	Madison**	80	82				
Feb. 24, 1964	Bloomington	82	108				
Feb. 20, 1965	Bloomington (tv)	87	100				
Mar. 8, 1965	Madison	73	92				
Feb. 7, 1966	Madison	79	78				
Feb. 11, 1967	Bloomington	81	93				
Feb. 10, 1968	Madison (tv)	95	83				
Mar. 5, 1968	Bloomington	85	93				
Feb. 4, 1969	Madison	63	65				
Feb. 25, 1969	Bloomington	84	101				
Feb. 17, 1970	Bloomington	77	89				
Mar. 2, 1971	Madison**	94	87				
Jan. 15, 1972	Bloomington*	66	64				
Feb. 12, 1972	Madison*	76	84				
Jan. 6, 197	Madison	64	78				
Feb. 24, 1973	Bloomington	55	57				
Jan. 12, 1974	Bloomington	51	52				
Feb. 11, 1974	Madison	63	81				
Jan. 20, 1975	Madison	69	89				
Feb. 17, 1975	Bloomington	58	93				
Jan. 31, 1976	Bloomington	61	114				
Feb. 24, 1976	Madison	67	96				
Jan. 15, 1977	Madison	64	79				
Feb. 24, 1977	Bloomington	66	64				
Jan. 14, 1978	Madison	78	65				
Feb. 23, 1978	Bloomington	54	58				
Jan. 25, 1979	Bloomington	61	82				
Feb. 17, 1979	Madison*	62	68				
Jan. 5, 1980	Madison	52	50				
Feb. 28, 1980	Bloomington	52	61				
Feb. 5, 1980	Bloomington	64	89				
Feb. 14, 1981	Madison	52	59				
Jan. 28, 1982	Madison	56	62				
Feb. 18, 1982	Bloomington	57	88				
Feb. 3, 1983	Bloomington	73	83				
Feb. 12, 1983	Madison	56	75				

\*Overtime

\*\*Double Overtime

Wisconsin Won 46, Lost 61

Games at Madison—53; Wis. 26-27

Games at Bloomington—54; Wis. 20-34

## Highlights of Wisconsin-Indiana Series

**Longest Winning Streak:** By Wisconsin—At Madison 7, Mar. 7, 1910 to Mar. 6, 1917. At Bloomington 8, Mar. 16, 1912 to Jan. 5, 1924. By Indiana—At Madison 4, Jan. 7, 1956 to Feb. 6, 1970. At Bloomington 6, Feb. 24, 1964 to Feb. 17, 1970, and by Indiana at Bloomington, 6, Feb. 23, 1978 to Feb. 3, 1983 (in progress).

**Longest Winning Streak at Home and Away:** by Wisconsin—11, Feb. 17, 1912 to Feb. 24, 1919. By Indiana—8, Jan. 7, 1957 to Mar. 6, 1961.

**Most Points by One Team, One Game—114,** by Indiana, Jan. 31, 1976.

**Most Points by Both Teams, One Game—199,** Feb. 12, 1962 (Wisconsin 105, Indiana 94).

**Largest Victory Margin—53,** Indiana, Jan. 31, 1976 (114-61); 42, Wisconsin, Feb. 3, 1911 (51-9); 42, Wisconsin, Jan. 12, 1914 (57-15).

## INDIVIDUAL SCORING

**For Wisconsin—42,** by Ken Barnes, Mar. 8, 1965 (at Madison).

**For Indiana—44,** by Jim Rayl, Feb. 12, 1962 (at Bloomington, Ind.).

## OHIO STATE

Date	Place	Wis.	Opp.
Jan. 12, 1905	Columbus	22	25
Jan. 21, 1913	Madison	22	11
Feb. 15, 1913	Columbus	27	22
Feb. 16, 1915	Columbus	26	17
Mar. 6, 1915	Madison	23	12
Jan. 6, 1917	Columbus	30	22
Feb. 17, 1917	Madison	40	15
Feb. 24, 1920	Madison	31	27
Mar. 8, 1920	Columbus	34	22
Feb. 21, 1921	Columbus	40	21

# ALL-TIME SERIES SCORES WITH 1983-84 OPPONENTS

Mar. 8, 1921	Madison	34	24	Feb. 5, 1972	Columbus	69	79
Feb. 23, 1924	Columbus	13	27	Feb. 3, 1973	Madison	84	76
Mar. 3, 1924	Madison	30	20	Jan. 26, 1974	Madison	69	64
Jan. 13, 1925	Madison	20	27	Feb. 23, 1974	Columbus	68	56
Mar. 14, 1925	Columbus	23	37	Jan. 18, 1975	Madison	67	89
Jan. 27, 1927	Madison	25	16	Feb. 15, 1975	Columbus	70	76
Feb. 19, 1927	Columbus	16	20	Jan. 5, 1976	Madison*	82	81
Jan. 7, 1928	Columbus	30	13	Mar. 1, 1976	Columbus	91	79
Feb. 18, 1928	Madison	21	18	Jan. 13, 1977	Madison	58	60
Jan. 11, 1930	Columbus	32	25	Feb. 26, 1977	Columbus*	80	82
Mar. 3, 1930	Madison	32	23	Jan. 5, 1978	Columbus	61	77
Jan. 10, 1931	Columbus	19	29	Mar. 4, 1978	Madison	78	83
Feb. 23, 1931	Madison	28	24	Jan. 6, 1979	Columbus	71	82
Feb. 6, 1933	Madison	30	31	Mar. 1, 1979	Madison	76	73
Mar. 4, 1933	Columbus	20	37	Jan. 26, 1980	Columbus	72	71
Feb. 12, 1934	Madison	42	23	Feb. 2, 1980	Madison (tv)	70	67
Feb. 24, 1934	Columbus	44	38	Jan. 29, 1981	Columbus	67	71
Jan. 4, 1936	Columbus	23	44	Feb. 21, 1981	Madison	77	63
Feb. 10, 1936	Madison	34	25	Jan. 9, 1982	Columbus	59	67
Jan. 11, 1937	Madison	22	28	Mar. 4, 1982	Madison	75	77
Feb. 8, 1937	Madison*	35	33	Feb. 5, 1983	Columbus	69	82
Feb. 25, 1939	Madison	38	46	Feb. 9, 1983	Madison	65	68
Feb. 17, 1940	Columbus	35	41				
Jan. 25, 1941	Madison	46	31				
Feb. 14, 1942	Madison	49	39				
Feb. 28, 1942	Columbus	44	39				
Feb. 3, 1945	Columbus	36	40				
Feb. 9, 1945	Madison	45	63				
Feb. 22, 1947	Madison	56	57				
Feb. 16, 1948	Columbus	47	53				
Jan. 17, 1949	Madison	54	57				
Feb. 4, 1950	Columbus	47	61				
Jan. 31, 1951	Columbus	74	67				
Feb. 5, 1951	Madison	56	51				
Jan. 12, 1952	Madison	58	51				
Mar. 1, 1952	Columbus	56	69				
Jan. 19, 1953	Madison	64	51				
Feb. 28, 1953	Columbus	69	63				
Feb. 6, 1954	Columbus	79	73				
Feb. 12, 1955	Madison	86	63				
Jan. 14, 1956	Columbus**	98	100				
Feb. 20, 1956	Madison	71	79				
Jan. 21, 1957	Madison	64	67				
Feb. 16, 1957	Columbus	50	63				
Jan. 11, 1958	Madison (tv)	67	64				
Feb. 7, 1959	Columbus	72	78				
Feb. 8, 1960	Madison	69	106				
Feb. 27, 1960	Columbus	68	93				
Jan. 30, 1961	Madison	68	100				
Feb. 25, 1961	Columbus	74	97				
Mar. 3, 1962	Madison	86	67				
Feb. 9, 1963	Columbus (tv)	70	94				
Jan. 4, 1964	Madison	85	101				
Feb. 15, 1964	Columbus (tv)	74	92				
Jan. 30, 1965	Columbus	86	98				
Feb. 6, 1965	Madison (tv)	71	73				
Jan. 31, 1966	Columbus*	81	87				
Feb. 4, 1967	Madison*	84	90				
Feb. 3, 1968	Columbus	64	86				
Feb. 12, 1968	Madison	86	78				
Jan. 11, 1969	Columbus	69	84				
Feb. 8, 1969	Madison	77	73				
Feb. 24, 1970	Madison	86	98				
Mar. 7, 1970	Columbus	87	96				
Jan. 16, 1971	Columbus	69	83				
Feb. 16, 1971	Madison	71	79				

\* Overtime  
\*\* Double Overtime

Wisconsin Won 44, Lost 54

**Games at Madison**—50; Wis. 29-20

**Games at Columbus**—38; Wis. 15-34

## Highlights of Wisconsin-Ohio State Series

**Longest Winning Streak:** by Wisconsin—at Madison 6, Jan. 21, 1913 to March 3, 1924. At Columbus 5, Feb. 15, 1913 to Feb. 21, 1921. By Ohio State—At Madison 3, Feb. 9, 1945 to Jan. 17, 1949 and Jan. 4, 1964 to Feb. 4, 1967. At Columbus 14, Jan. 14, 1956 to Feb. 5, 1972.

**Longest Winning Streak at Home and Away:** by Wisconsin 10, Jan. 21, 1913 to March 8, 1921. By Ohio State 8, Feb. 9, 1963 to Feb. 3, 1968.

**Most Points by One Team, One Game**—106, Ohio State (Feb. 8, 1960).

**Most Points by Both Teams, One Game**—198, Jan. 14, 1956 (Ohio State 100, Wisconsin 98, double overtime).

**Largest Victory Margin:** 37, Ohio State, Feb. 8, 1960 (106-69); 32, Ohio State, Jan. 30, 1961 (100-68), 25, Wisconsin, Feb. 17, 1917 (40-15); 25, Ohio State, Feb. 27, 1960 (93-68).

## INDIVIDUAL SCORING

**For Wisconsin**—34, by Cory Blackwell, Feb. 9, 1983.  
**For Ohio State**—34, by Robin Freeman, Jan. 14, 1956 (at Columbus).

## MARQUETTE

Date	Place	Wis.	Opp.
Dec. 19, 1917	Madison	15	14
Dec. 18, 1920	Milwaukee	23	18
Jan. 3, 1923	Madison	8	9
Dec. 19, 1923	Milwaukee	27	7
Dec. 18, 1925	Milwaukee	42	26

# ALL-TIME SERIES SCORES WITH 1983-84 OPPONENTS

Dec. 22, 1926	Milwaukee	29	26
Feb. 11, 1930	Madison	29	15
Feb. 13, 1930	Milwaukee	29	22
Dec. 30, 1930	Milwaukee	14	16
Dec. 21, 1931	Milwaukee	23	28
Feb. 8, 1932	Madison	18	16
Dec. 17, 1932	Madison	16	18
Jan. 3, 1933	Milwaukee	16	22
Dec. 16, 1933	Madison	32	30
Jan. 2, 1934	Milwaukee	26	28
Dec. 15, 1934	Madison	29	20
Dec. 22, 1934	Milwaukee	25	33
Dec. 14, 1935	Madison	35	22
Dec. 21, 1935	Milwaukee	46	21
Dec. 12, 1936	Madison	29	21
Dec. 19, 1936	Milwaukee	35	29
Dec. 4, 1937	Madison	21	32
Dec. 18, 1937	Milwaukee	32	38
Dec. 5, 1938	Madison	27	26
Dec. 17, 1938	Milwaukee	27	46
Dec. 9, 1939	Madison	46	39
Dec. 16, 1939	Milwaukee	28	41
Dec. 7, 1940	Madison	38	32
Dec. 21, 1940	Milwaukee	30	40
Dec. 6, 1941	Madison	35	34
Dec. 20, 1941	Milwaukee	36	25
Dec. 5, 1942	Madison	45	36
Dec. 19, 1942	Milwaukee	50	38
Dec. 4, 1943	Madison	43	51
Dec. 18, 1943	Milwaukee	40	37
Dec. 9, 1944	Madison	45	40
Dec. 23, 1944	Milwaukee	46	39
Dec. 8, 1945	Madison	42	32
Dec. 22, 1945	Milwaukee	41	62
Dec. 7, 1946	Madison	65	51
Dec. 21, 1946	Milwaukee	47	55
Dec. 6, 1947	Madison	57	50
Dec. 31, 1947	Milwaukee	67	60
Dec. 4, 1948	Madison*	67	63
Dec. 31, 1948	Milwaukee	60	34
Dec. 3, 1949	Madison	63	48
Dec. 17, 1949	Milwaukee	62	45
Dec. 2, 1950	Madison	49	42
Dec. 16, 1950	Milwaukee	58	61
Dec. 1, 1951	Madison	48	46
Dec. 22, 1951	Milwaukee	47	51
Dec. 5, 1952	Madison	76	55
Dec. 4, 1953	Milwaukee	64	56
Dec. 2, 1958	Madison	47	76
Dec. 19, 1959	Milwaukee	66	84
Dec. 10, 1960	Madison	55	51
Dec. 20, 1961	Milwaukee	75	92
Dec. 19, 1962	Madison	76	58
Dec. 29, 1962	Milwaukee	70	56
Jan. 29, 1963	Milwaukee	72	68
Dec. 20, 1964	Milwaukee	61	62
Jan. 13, 1965	Madison	58	59
Jan. 3, 1966	Milwaukee	73	72
Jan. 4, 1967	Madison	60	66
Dec. 16, 1967	Milwaukee	70	62
Jan. 11, 1968	Milwaukee	56	71
Dec. 28, 1968	Milwaukee*	56	59
Jan. 28, 1969	Madison*	56	50
Dec. 27, 1969	Milwaukee	43	64
Jan. 27, 1970	Milwaukee	51	60
Dec. 30, 1970	Milwaukee	69	72

Feb. 2, 1971	Madison	75	89
Jan. 3, 1972	Milwaukee	60	72
Dec. 30, 1972	Milwaukee**	73	75
Feb. 6, 1973	Madison	58	64
Dec. 29, 1973	Milwaukee*	48	49
Feb. 5, 1974	Milwaukee	58	59
Feb. 4, 1975	Madison	63	69
Dec. 16, 1975	Milwaukee	54	78
Dec. 30, 1975	Milwaukee	66	82
Dec. 28, 1976	Milwaukee	57	64
Feb. 21, 1977	Madison	58	73
Feb. 14, 1978	Milwaukee	64	75
Dec. 23, 1978	Madison	65	52
Dec. 15, 1979	Milwaukee	57	56
Mar. 10, 1981	Madison	53	64
Mar. 9, 1982	Milwaukee	64	94
Feb. 17, 1983	Madison	62	68

\*Overtime

\*\*Double Overtime

Wisconsin Won 45, Lost 43

Games at Madison—38; Wis. 25-13

Games at Milwaukee—50; Wis. 20-30

## Highlights of Wisconsin-Marquette Series

**Longest Winning Streak:** by Wisconsin—At Madison 9, Dec. 9, 1944 to Dec. 5, 1952. At Milwaukee, 5, Dec. 18, 1920 to Feb. 13, 1930. By Marquette—At Madison 4, Feb. 2, 1971 through Feb. 21, 1977; At Milwaukee 14, Jan. 11, 1968 through Feb. 14, 1978.

**Longest Winning Streak at Home and Away:** by Wisconsin—7, Dec. 6, 1947 to Dec. 16, 1950. By Marquette 15, Dec. 27, 1969 to Feb. 14, 1978.

**Most Points by One Team, One Game:** 94, by Marquette, Mar. 9, 1982.

**Most Points by Both Teams, One Game:** 167, Dec. 20, 1961 (Marquette 92, Wisconsin 75).

**Largest Victory Margin:** 30, by Marquette, Mar. 9, 1982, 29, by Marquette, Dec. 2, 1958, 26, by Wisconsin, Dec. 31, 1948.

## INDIVIDUAL SCORING

**For Wisconsin**—29, by Claude Gregory, Mar. 10, 1981.

**For Marquette**—31, by Jim Chones, January 3, 1972 (at Milwaukee).





# WISCONSIN ALL-TIME SERIES RECORD WITH OPPONENTS

## Big Ten

Chicago	47-20
Illinois	53-77
Indiana	46-61
Iowa	48-54
Michigan	43-58
Michigan State	37-34
Minnesota	61-77
Northwestern	68-49
Ohio State	44-54
Purdue	48-68
Totals	495-554

## Wisconsin Independents

Appleton Co. G	1-0
Fond du Lac Co. E	1-1
Hudson Co. C	1-0
LaCrosse YMCA	1-0
Manitowoc	1-0
Menasha	1-0
Milwaukee A.C.	1-1
Milwaukee Normal Alumni	2-2
Milwaukee Normal "M" Club	2-0
Oconto Co. F	1-0
Oshkosh YMCA	1-0
Portage Co. F	2-0
Ripon Reserves	1-0
Sheboygan	2-0
Sheboygan YMCA	1-0
Sparta Co. G	1-0
Sun Prairie	1-0
Two Rivers A. C.	0-1
Wausau YMCA	1-0
West Side Milwaukee	1-0
Wisconsin Alumni	1-0
Totals	24-5

## Wisconsin Colleges, Schools

Beloit College	16-0
Carroll College	5-0
Lawrence University	9-1
Marquette	45-43
Milton	1-0
Northwestern College	2-0
Ripon	18-1
UW-Green Bay	2-0
UW-LaCrosse	3-0
UW-Milwaukee	9-0
UW-Oshkosh	2-0
UW-River Falls	2-0
UW-Stevens Point	1-1
UW-Stout	1-0
UW-Superior	1-0
Wayland Academy	2-0
Totals	119-46

## Big Eight Conference

Iowa State	3-5
Kansas	1-3
Kansas State	2-1
Missouri	6-3
Nebraska	5-6
Oklahoma	2-3
Totals	19-21

## Canadian Teams

Western Ontario	1-0
-----------------	-----

## Midwest Colleges, Schools and Independents

Armour Institute	2-0
Buckland Guards	0-1
Chicago YMCA	0-1
Cleveland State	1-0
Dayton	1-0
DePaul	1-6
DePauw	10-0-1
Detroit	1-0
Dubuque YMCA	1-0
Duluth YMCA	1-0
Eastern Illinois	1-0
Franklin College	2-3
Hamline	2-0
Highland Park College	1-0
Illinois-Chicago Circle	0-1
James Milliken Univ.	1-0
Lake Forest	1-0
Lewis Institute	1-0
Lombard College	1-0
Michigan Tech	2-1
Nebraska Wesleyan	2-0
N. W. College Naperville, IL	1-0
Notre Dame	10-17
Northern Iowa	2-0
Northern Michigan	2-0
Oberlin	0-1
Parsons College	1-0
Sioux City YMCA	0-1
SIU-Edwardsville	1-0
Wabash	3-0
Washburn (Kansas)	1-0
Washington (St. Louis)	4-0
Totals	59-32-1

## Service Teams

DePauw Pre-Flight	1-0
Great Lakes	2-11
Iowa Pre-Flight	1-0
Truax Field	1-0
Camp Grant	2-1
Totals	7-12

# WISCONSIN ALL-TIME SERIES RECORD WITH OPPONENTS

## Mid-American Conference

Ball State	4-1
Bowling Green	1-1
Central Michigan	2-1
Eastern Michigan	1-0
Kent State	1-0
Miami (OH)	1-0
Northern Illinois	4-1
Ohio U.	5-2
Toledo	1-0
Western Michigan	1-0
<b>Totals</b>	<b>21-6</b>

## Midwestern City Conference

Butler	14-11
Loyola (IL)	8-4
Oklahoma City	1-0
Oral Roberts	0-2
Xavier	1-0
<b>Totals</b>	<b>24-7</b>

## Midwest I. A. C.

Carleton	5-1
Coe	1-0
Grinnell	3-0
Knox	3-0
Monmouth	1-0
<b>Totals</b>	<b>13-1</b>

(Note: Does not include games against Wisconsin members of the conference: Ripon, Beloit and Lawrence.)

## Missouri Valley Conference

Bradley	1-2
Indiana State	0-1
Southern Illinois	0-2
Creighton	1-0
<b>Totals</b>	<b>2-5</b>

## North Central Conference

North Dakota	4-0
North Dakota State	3-1
South Dakota	4-1
South Dakota State	2-0
<b>Totals</b>	<b>13-2</b>

## Metro Conference

Cincinnati	0-5
Florida State	1-0
Louisville	0-1
St. Louis	2-1
Tulane	1-3
<b>Totals</b>	<b>4-10</b>

## Eastern Schools (Ind.)

Army	1-0
Canisius	1-1
CCNY	0-1
Fordham	1-0
Long Island	1-0
Navy	1-0
Rochester	1-0
<b>Totals</b>	<b>6-2</b>

## Big East Conference

Boston College	3-1
Georgetown	1-1
Providence	1-1
Syracuse	1-0
St. John's	2-0
<b>Totals</b>	<b>8-3</b>

## East Coast Conference

Temple	0-1
--------	-----

## Eastern Athletic Assn.

Duquesne	0-1
George Washington	0-1
Pittsburgh	10-4
Rutgers	1-0
West Virginia	2-1
<b>Totals</b>	<b>13-7</b>

## Ivy League

Brown	1-0
Columbia	0-2
Dartmouth	2-1
Harvard	1-0
Pennsylvania	4-0
Princeton	2-1
Yale	2-1
<b>Totals</b>	<b>12-5</b>

## Eastern Independents

Institute A.C.	0-1
Washington Cont. Co. F	0-1
New York Co. E	0-1
Sharon A. C.	1-0
<b>Totals</b>	<b>1-3</b>

## Atlantic Coast Conference

Georgia Tech	1-0
Maryland	2-0
Virginia	0-1
<b>Totals</b>	<b>3-1</b>

## Southern Conference

Marshall	0-1
Davidson	0-1
East Tennessee St.	1-0
<b>Totals</b>	<b>1-2</b>

# WISCONSIN ALL-TIME SERIES RECORD WITH OPPONENTS

## Southeastern Conference

Alabama	0-2
Florida	1-1
Georgia	0-1
Kentucky	1-2
LSU	3-0
Tennessee	0-1
<hr/> Totals	<hr/> 5-7

## Sun Belt Conference

UNC-Charlotte	1-0
---------------	-----

## Southern Schools (Ind.)

Arkansas State	1-0
Florida Tech	1-0
Kentucky State	1-0
Loyola (New Orleans)	4-0
Morgan State	1-0
Rollins College	1-0
South Carolina	1-0
<hr/> Totals	<hr/> 10-0

## Southwest Conference

Houston	1-1
Rice	1-1
Southern Methodist	3-2
Texas	1-0
<hr/> Totals	<hr/> 6-4

## Southwestern Independents

Hardin-Simmons	1-0
Texas Southern	1-0
<hr/> Totals	<hr/> 2-0

## Western Athletic Conference

Air Force	2-0
Brigham Young	1-0
New Mexico	1-0
Texas-El Paso	1-0
Utah	1-1
Wyoming	0-1
<hr/> Totals	<hr/> 6-2

## Pacific Ten

Arizona	1-1
California	1-5
Oregon	1-2
Oregon State	1-2
Stanford	2-4
UCLA	2-3
USC	1-2
Washington	0-3
Washington State	1-2
<hr/> Totals	<hr/> 10-24

## Big Sky Conference

Montana	1-0
Nevada-Reno	2-0
<hr/> Totals	<hr/> 3-0

## Rocky Mountain Independents

Denver	1-0
--------	-----

## West Coast Athletic Conference

Gonzaga	1-0
Portland	0-1
St. Mary's	1-1
<hr/> Totals	<hr/> 2-2

## Pacific Coast Athletic Assn.

Pacific	1-0
San Jose State	1-0
Utah State	1-0
<hr/> Totals	<hr/> 3-0

## Far West Conference

California-Davis	1-0
------------------	-----

## COMBINED SERIES TOTALS

Big Ten	495-554
Wisconsin Independents	24-5
Wisconsin Colleges, Schools	119-46
Big Eight Conference	19-21
Canadian Teams	1-0
Midwestern Colleges Schools and Independents	9-32-1
Service Teams	7-12
Mid-American Conference	21-6
Midwestern City Conference	24-17
Midwest I.A.C.	13-1
Missouri Valley Conference	2-5
North Central Conference	13-2
Metro Conference	4-10
Eastern Schools (Ind.)	6-2
Big East Conference	8-3
East Coast Conference	0-1
Eastern Athletic Assn.	13-7
Ivy League	12-5
Eastern Independents	1-3
Atlantic Coast Conference	3-1
Southern Conference	1-2
Southeastern Conference	5-7
Sun Belt Conference	1-0
Southern Schools (Ind.)	10-0
Southwest Conference	6-4
Southwestern Independents	2-0
Western Athletic Conference	6-2
Big Sky Conference	3-0
Rocky Mountain Independents	1-0
Pacific Ten	10-24
West Coast Athletic Conf.	2-2
Pacific Coast Athletic Conf.	3-0
Far West Conference	1-0
<hr/> Totals	<hr/> 895-774-1



# Composite All-Time Won-and-Lost Basketball Record

Year	—All Season Games—				—Western		Conference		Games—		Wisconsin Coach
	Won	Lost	Team Points	Opp. Points	Won	Lost	Team Points	Opp. Points	Final Rank		
1899	0	3	43	58	—	—	—	—	—	—	Dr. J.C. Elsom
1900	1	1	40	32	—	—	—	—	—	—	Dr. J.C. Elsom
1901	1	1	50	64	—	—	—	—	—	—	Dr. J.C. Elsom
1902	7	3	316	203	—	—	—	—	—	—	Dr. J.C. Elsom
1903	5	2	213	142	—	—	—	—	—	—	Dr. J.C. Elsom
1904	10	4	423	396	—	—	—	—	—	—	Dr. J.C. Elsom
1905	10	8	681	439	—	—	—	—	—	—	Emmett D. Angell
1906	12	2	370	278	6	2	182	155	2	—	Emmett D. Angell
1907	11	3	407	264	6	2	217	139	1*	—	Emmett D. Angell
1908	10	2	366	199	7	2	252	160	1**	—	Emmett D. Angell
1909	8	4	329	166	5	4	188	139	3	—	Haskell Noyes
1910	9	5	340	204	7	5	293	190	2	—	Haskell Noyes
1911	9	6	431	249	6	6	317	223	5	—	Haskell Noyes
1912	15	0	487	223	12	0	382	180	1	—	Dr. Walter Meanwell
1913	14	1	414	225	11	1	297	187	1	—	Dr. Walter Meanwell
1914	15	0	520	226	12	0	377	196	1	—	Dr. Walter Meanwell
1915	13	4	480	319	8	4	316	246	3	—	Dr. Walter Meanwell
1916	20	1	574	343	11	1	359	221	1	—	Dr. Walter Meanwell
1917	15	3	528	332	9	3	290	226	4	—	Dr. Walter Meanwell
1918	14	3	396	311	9	3	269	234	1	—	Guy Lowman
1919	5	11	312	369	3	9	231	278	9*	—	Guy Lowman
1920	15	5	553	402	7	5	332	294	5	—	Guy Lowman
1921	13	4	411	301	8	4	283	236	1*	—	Dr. Walter Meanwell
1922	14	5	442	350	8	4	279	231	2*	—	Dr. Walter Meanwell
1923	12	3	344	198	11	1	286	160	1*	—	Dr. Walter Meanwell
1924***	11	5	326	348	8	4	278	259	1*	—	Dr. Walter Meanwell
1925	6	11	341	395	3	9	237	290	9	—	Dr. Walter Meanwell
1926	8	9	462	437	4	8	298	331	8*	—	Dr. Walter Meanwell
1927	10	7	434	395	7	5	312	279	4*	—	Dr. Walter Meanwell
1928	13	4	453	369	9	3	328	286	3*	—	Dr. Walter Meanwell
1929	15	2	522	386	10	2	342	285	1*	—	Dr. Walter Meanwell
1930	15	2	446	315	8	2	255	209	2	—	Dr. Walter Meanwell
1931	8	9	379	363	4	8	247	303	7*	—	Dr. Walter Meanwell
1932	8	10	441	482	3	9	280	348	8*	—	Dr. Walter Meanwell
1933	7	13	491	550	4	8	306	354	8	—	Dr. Walter Meanwell
1934	14	6	655	504	8	4	374	333	2*	—	Dr. Walter Meanwell
1935	15	5	589	492	9	3	363	303	1*	—	Harold E. Foster
1936	11	9	573	595	4	8	333	417	8	—	Harold E. Foster
1937	8	12	599	685	3	9	363	443	8*	—	Harold E. Foster
1938	10	10	730	710	5	7	439	449	7	—	Harold E. Foster
1939	10	10	630	672	4	8	369	421	7*	—	Harold E. Foster
1940	5	15	744	810	3	9	444	470	9	—	Harold E. Foster
1941-A	20	3	1004	835	11	1	536	424	1	—	Harold E. Foster
1942	14	7	979	839	10	5	718	606	2*	—	Harold E. Foster
1943	12	9	1022	957	6	6	592	555	4*	—	Harold E. Foster
1944	12	9	954	921	9	3	603	497	2*	—	Harold E. Foster
1945	10	11	971	1003	4	8	530	598	6*	—	Harold E. Foster
1946	4	17	1022	1099	1	11	576	669	9	—	Harold E. Foster
1947	16	6	1228	1166	9	3	677	637	1	—	Harold E. Foster
1948	12	8	1047	1068	7	5	608	623	3*	—	Harold E. Foster
1949	12	10	1199	1058	5	7	623	617	7	—	Harold E. Foster
1950	17	5	1278	1159	9	3	701	660	2	—	Harold E. Foster
1951	10	12	1250	1252	7	7	790	804	4*	—	Harold E. Foster
1952	10	12	1280	1310	5	9	817	844	7	—	Harold E. Foster
1953	13	9	1447	1361	10	8	1162	1123	5	—	Harold E. Foster
1954	12	10	1494	1393	6	8	952	936	5*	—	Harold E. Foster

158  
-80

127 128  
16 54  
143 182



16 54

1955	10	12	1577	1598	5	9	1007	1071	6*	Harold E. Foster
1956	6	16	1530	1595	4	10	1037	1080	8*	Harold E. Foster
1957	5	17	1316	1511	3	11	875	1030	9	Harold E. Foster
1958	8	14	1382	1527	3	11	801	1019	10	Harold E. Foster
1959	3	19	1376	1743	1	13	949	1195	10	Harold E. Foster
1960	8	16	1743	1935	4	10	1020	1167	9	John E. Erickson
1961	7	17	1696	1800	4	10	996	1077	8	John E. Erickson
1962	17	7	2032	1911	10	4	1171	1148	2	John E. Erickson
1963	14	10	1802	1720	7	7	1053	1086	6	John E. Erickson
1964	8	16	1967	2082	2	12	1101	1291	10	John E. Erickson
1965	9	13	1703	1756	4	10	1088	1206	8	John E. Erickson
1966	11	13	1848	1916	6	8	1056	1108	7	John E. Erickson
1967	13	11	1963	1959	8	6	1187	1184	4	John E. Erickson
1968	13	11	1922	1875	7	7	1099	1111	5	John E. Erickson
1969	11	13	1690	1692	5	9	1028	1077	8*	John D. Powless
1970	10	14	1843	1937	5	9	1143	1211	6*	John D. Powless
1971	9	15	2047	2027	4	10	1177	1231	7*	John D. Powless
1972	13	11	1921	1774	6	8	1086	1088	5*	John D. Powless
1973	11	13	1806	1796	5	9	1038	1075	9	John D. Powless
1974	16	8	1827	1576	8	6	1082	1002	4*	John D. Powless
1975	8	18	1853	2026	5	13	1260	1415	8	John D. Powless
1976	10	16	1997	2138	4	14	1338	1564	9	John D. Powless
1977	9****	18	1861	1998	5****	13	1264	1362	8*	William L. Cofield
1978	8	19	1913	2039	4	14	1265	1368	9*	William L. Cofield
1979	12	15	1883	1985	6	12	1237	1347	8*	William L. Cofield
1980	15	14	2023	1911	7	11	1148	1176	8	William L. Cofield
1981	11	16	1756	1846	5	13	1137	1248	9	William L. Cofield
1982	6	21	1735	1988	3	15	1096	1294	10	William L. Cofield
1983	8	20	1813	1994	3	15	1142	1313	10	Steve Yoder
Totals	895****	774	85904	83855	484****	545	52402	54612		

## 1982-83 BIG TEN WON-LOST BREAKDOWN

	(Big Ten Games)			(Non-Conf. Games)				(Overall)			
	Home	Road	Total	Home	Road	Neutr.	Total	Home	Road	Neutr.	Total
Illinois	7-2	4-5	11-7	6-0	1-2	3-2	9-4	13-2	5-7	3-2	21-22
Indiana	8-1	5-4	13-5	5-0	3-0	3-1	11-1	13-1	8-4	3-1	24-6
Iowa	6-3	4-5	10-8	5-0	2-1	4-1	11-3	11-3	6-6	3-1	21-10
Michigan	5-4	1-8	6-12	7-0	1-0	1-1	9-1	12-4	2-8	1-1	15-13
Michigan State	5-4	4-5	9-9	6-1	2-1	0-2	8-4	11-5	6-6	0-2	17-13
Minnesota	5-4	4-5	9-9	6-0	3-2	—	9-2	11-4	7-7	—	18-11
Northwestern	7-2	0-9	7-11	6-0	2-1	2-1	10-2	13-2	2-10	2-1	17-13
Ohio State	7-2	4-5	11-7	6-1	2-1	1-1	9-3	13-3	6-6	1-1	20-10
Purdue	8-1	3-6	11-7	5-0	3-1	2-1	10-2	13-1	6-7	2-1	21-9
Wisconsin	3-6	0-9	3-15	4-2	0-1	1-2	5-5	7-8	0-10	1-2	8-20
	61-29	29-61	90-90	56-4	19-10	17-12	92-26				
	.667	.323					.780				

# All-Time Scores and Captains in Wisconsin Basketball

1898-1899 (0-3)			
Coach	Dr. J. C. Elsom	Capt.: W. Hirschberg	
Date	Played at Wis.	Opponent	
Jan. 21	Milwaukee	15 Milw. Norm. Alum	25
Feb. 18	Appleton	18 Lawrence	20
Mar. 4	Madison	10 Milw. Norm. Alum.	13

1899-1900 (1-1)			
Coach	Dr. J. C. Elsom	Capt.: W. Hirschberg	
Date	Played at Wis.	Opponent	
Feb. 17	Minn'polis	15 Minnesota	17
Feb. 23	B'ver Dam	25 Wayland Academy	15

1900-1901 (1-1)			
Coach	Dr. J. C. Elsom	Capt.: W. Hirschberg	
Date	Played at Wis.	Opponent	
Jan. 18	B'ver Dam	35 Wayland Academy	22
Feb. 23	Minn'polis	15 Minnesota	42

1901-1902 (7-3)			
Coach	Dr. J. C. Elsom	Capt.: Henry Helmholz	
Date	Played at Wis.	Opponent	
Dec. 13	Chicago	32 Lewis Institute	21
Dec. 14	Chicago	20 Armour Institute	14
Dec. 27	Milwaukee	37 Milwaukee Normal	18
Jan. 1	Milwaukee	20 Yale	35
Jan. 4	Milwaukee	48 Milw. Norm. Alum.	12
Jan. 11	LaCrosse	59 LaCrosse YMCA	16
Jan. 25	Appleton	51 Lawrence	20
Feb. 15	Sun Prairie	18 Sun Prairie	9
Feb. 22	Minn'polis	10 Minnesota	30
Mar. 7	Ripon	21 Ripon	28

1902-1903 (5-2)			
Coach	Dr. J. C. Elsom	Capt.: John C. Potter	
Date	Played at Wis.	Opponent	
Nov. 28	Sheboygan	45 Sheboygan YMCA	16
Dec. 19	Dubuque	34 Dubuque YMCA	14
Feb. 21	Minn'polis	11 Minnesota	33
Feb. 28	Fond ' Lac	17 Fond du Lac Co. E.	21
Mar. 6	Duluth	42 Duluth YMCA	16
Mar. 7	Superior	27 W. Superior Norm.	9
Mar. 13	Wausau	37 Wausau YMCA	33

1903-1904 (10-4)			
Coach	Dr. J. C. Elsom	Capt.: H. Schofield	
Date	Played at Wis.	Opponent	
Nov. 27	Sheb'gan*	26 Sheboygan	24
Nov. 28	Milwaukee	18 Milwaukee AC	30
Dec. 19	Chicago	19 Chicago YMCA	62
Dec. 29	Milwaukee	27 West H.S., Milw.	20
Feb. 5	Oshkosh	39 Oshkosh YMCA	28
Feb. 6	Fond ' Lac	25 Fond du Lac Co. E	21
Feb. 20	Madison	35 Milwaukee AC	13
Feb. 27	Watertown	41 N'west'n, Watert'n	31
Mar. 1	Grinnell	30 Grinnell	28
Mar. 2	Des Moines	29 Highland Pk. Coll.	21
Mar. 3	Sioux City	16 Sioux City YMCA	44
Mar. 4	Linc'n, Neb.	47 Neb. Wesleyan	32
Mar. 5	Linc'n, Neb.	22 Nebraska	25
Mar. 11	Madison**	22 Co. G, Madison	15
Mar. 18	Portage	48 Co. F, Portage	17

\*Game ended in a tie (24-24) but Sheboygan refused to play off the tie and consequently according to basketball rules lost the game.  
\*\*Played by varsity seconds.

1904-1905 (10-8)			
Coach	Emmett Angell	Capt.: Chris Steinmetz	
Date	Played at Wis.	Opponent	
Dec. 2	Sparta	75 Co. G, Sparta	10
Dec. 3	LaCrosse	54 LaCrosse	16
Dec. 27	Sheboygan	45 Sheboygan	28
Dec. 28	Appleton	26 Co. G, Appleton	12
Dec. 29	Oconto	55 Co. F, Oconto	17
Dec 30	Two Rivers	30 Two Rivers AC	31
Jan. 7	Madison	80 Beloit	10
Jan. 12	Columbus	22 Ohio State	25
Jan. 13	Rochester,	26 Rochester Univ.	17
	N.Y.		

Jan. 14	Schenectady, N.Y.	22 Wash. Continentals	26
Jan. 16	Albany	27 Co. E, New York	34
Jan. 17	New York	15 Columbia	21
Jan. 18	Newark	20 Institute AC	34
Jan. 19	Sharon, Pa	41 Sharon AC	31
Jan. 20	Fremont, O.	31 Buckland Guards	34
Jan. 21	Oberlin	31 Oberlin	1'
Mar. 3	Portage	52 Co. F, Portage	28
Mar. 17	Chicago	29 Chicago	24

1905-1906 (12-2)			
Coach	Emmett Angell	Capt.: James Bush	
Date	Played at Wis.	Opponent	
Dec. 14	Manitowoc	35 Manitowoc	25
Dec. 15	Menasha	30 Menasha	22
Dec. 16	Oshkosh	30 Oshkosh Normal	21
Jan. 13	Madison	2b Lawrence	20
Jan. 19	Chicago	37 Armour Institute	15
Jan. 20	Lafayette	34 Purdue	14
Feb. 3	Madison	31 Purdue	15
Feb. 23	Madison	31 Minnesota	24
Mar. 2	Chicago	18 Chicago	35
Mar. 3	Champaign	36 Illinois	32
Mar. 9	Madison	22 Chicago	19
Mar. 10	Madison	1* Illinois	0
Mar. 16	Hudson	31 Co. C, Hudson	20
Mar. 17	Minn'polis	10 Minnesota	16

1906-1907 (11-3)			
Coach	Emmett Angell	Capt.: Chas. Scribner	
Date	Played at Wis.	Opponent	
Dec. 8	Madison	38 Milton College	14
Dec. 14	Madison	41 Ripon	20
Jan. 4	Madison	9 Columbia	30
Jan. 11	Menomonie	29 Stout	19
Jan. 12	Minn'polis	11 Minnesota	18
Jan. 18	Beloit	38 Beloit	11
Jan. 19	Urbana	22 Illinois	16
Jan. 25	Lafayette	33 Purdue	27
Jan. 26	Chicago	14 Chicago	24
Feb. 1	Madison	47 Illinois	13
Feb. 21	Madison	35 Nebraska	31
Mar. 6	Madison	22 Chicago	11
Mar. 9	Madison	31 Minnesota	20
Mar. 15	Madison	37 Purdue	10

1907-1908 (10-2)			
Coach	Emmett Angell	Capt.: Harlan Rogers	
Date	Played at Wis.	Opponent	
Dec. 14	Madison	38 Beloit	13
Dec. 20	Madison	42 Alumn	22
Jan. 17	Lafayette	28 Purdue	24
Jan. 18	Champaign	28 Illinois	10
Jan. 23	Madison	34 Purdue	20
Jan. 25	Madison	37 Chicago	17
Jan. 31	Madison	29 Minnesota	16
Feb. 28	Chicago	19 Chicago	24
Mar. 3	Madison	34 Nebraska	4
Mar. 7	Minn'polis	34 Minnesota	14
Mar. 9	Madison	27 Illinois	14
Mar. 12	Madison	16 Chicago	18

1908-1909 (8-4)			
Coach	Haskell Noyes	Capt.: H. Swenholt	
Date	Played at Wis.	Opponent	
Dec. 19	Madison	53 Lawrence	13
Jan. 8	Madison	36 Ripon	10
Jan. 13	Madison	52 Beloit	4
Jan. 15	Lafayette	20 Purdue	23
Jan. 16	Champaign	19 Illinois	28
Jan. 23	Madison	20 Illinois	10
Jan. 30	Minn'polis	14 Minnesota	13
Feb. 6	Madison	15 Chicago	16
Feb 27	Madison	29 Purdue	8
Mar. 1	Madison	30 Iowa	9
Mar. 6	Chicago	4 Chicago	18
Mar. 9	Madison	37 Minnesota	14



1909-1910 (9-5)			
Coach: Haskell Noyes		Capt.: William Witt	
Date	Played at	Wis.	Opponent
Dec. 15	Madison	24	Beloit
Dec. 17	Madison	32	Ripon
Jan. 8	Madison	55	Northwestern
Jan. 15	Madison	28	Illinois
Jan. 21	Urbana	14	Illinois
Jan. 22	Lafayette	17	Purdue
Jan. 28	Chicago	14	Chicago
Jan. 29	Bloom'gton	11	Indiana
Feb. 5	Madison	24	Minnesota
Feb. 25	Minn'polis	9	Minnesota
Feb. 26	Evanston	39	Northwestern
Mar. 5	Madison	11	Chicago
Mar. 7	Madison	33	Indiana
Mar. 12	Madison	38	Purdue

1910-1911 (9-6)			
Coach: Haskell Noyes		Capt.: Albert Birch	
Date	Played at	Wis.	Opponent
Dec. 10	Madison	32	Beloit
Dec. 17	Madison	43	Ripon
Jan. 7	Madison	39	Lawrence
Jan. 13	Lafayette	16	Purdue
Jan. 14	Evanston	29	Northwestern
Jan. 21	Madison	20	Illinois
Jan. 28	Madison	46	Chicago
Feb. 3	Madison	51	Indiana
Feb. 4	Minn'polis	16	Minnesota
Feb. 24	Madison	45	Purdue
Mar. 1	Madison	13	Minnesota
Mar. 4	Chicago	22	Chicago
Mar. 8	Madison	23	Northwestern
Mar. 10	Bloom'gton	18	Indiana
Mar. 11	Champaign	18	Illinois

1911-1912 (15-0)			
Coach: W. E. Meanwell		Capt.: W. Scoville	
Date	Played at	Wis.	Opponent
Dec. 9	Madison	31	Beloit
Dec. 16	Madison	54	Ripon
Dec. 20	Beloit	20	Beloit
Jan. 5	Iowa City	38	Iowa
Jan. 6	Evanston	32	Northwestern
Jan. 13	Madison	27	Illinois
Jan. 20	Madison	22	Minnesota
Jan. 27	Chicago	18	Chicago
Feb. 12	Madison	30	Iowa
Feb. 17	Madison	51	Indiana
Feb. 24	Madison	46	Northwestern
Mar. 2	Madison	34	Chicago
Mar. 9	Minn'polis	29	Minnesota (OT)
Mar. 15	Urbana	23	Illinois
Mar. 16	Bloom'gton	32	Indiana

1912-1913 (14-1)			
Coach: W. E. Meanwell		Capt.: J. Van Riper	
Date	Played at	Wis.	Opponent
Dec. 7	Madison	40	Ripon
Dec. 12	Madison	33	Beloit
Dec. 18	Madison	44	Lake Forest
Jan. 11	Urbana	16	Illinois
Jan. 13	Lafayette	25	Purdue
Jan. 18	Minn'polis	19	Minnesota
Jan. 21	Madison	22	Ohio State
Jan. 25	Madison	31	Chicago
Feb. 13	Bloom'gton	30	Indiana
Feb. 15	Columbus	27	Ohio State
Feb. 21	Madison	18	Illinois
Feb. 25	Madison	29	Minnesota
Feb. 27	Madison	48	Indiana
Mar. 1	Madison	22	Purdue
Mar. 7	Chicago	10	Chicago

1913-1914 (15-0)			
Coach: W. E. Meanwell		Capt.: E. Van Gent	
Date	Played at	Wis.	Opponent
Dec. 13	Madison	48	Knox
Dec. 18	Madison	45	Beloit
Jan. 6	Madison	50	Parsons College
Jan. 10	Urbana	26	Illinois
Jan. 12	Bloom'gton	57	Indiana

Jan. 17	Madison	28	Minnesota
Jan. 24	Chicago	16	Chicago
Feb. 10	Madison	38	Northwestern
Feb. 13	Madison	25	Purdue (OT)
Feb. 17	Evanston	33	Northwestern
Feb. 20	Madison	29	Illinois
Feb. 24	Madison	46	Indiana
Feb. 28	Minn'polis	27	Minnesota
Mar. 6	Madison	25	Chicago
Mar. 10	Lafayette	27	Purdue

1914-1915 (13-4)			
Coach: W. E. Meanwell		Capt.: Ernest Lange	
Date	Played at	Wis.	Opponent
Dec. 11	Madison	28	Beloit
Dec. 14	Madison	45	Arkansas Agric.
Dec. 18	Madison	29	Lawrence
Jan. 22	Milwaukee	21	Milwaukee Normal
Jan. 5	Madison	41	Grinnell
Jan. 9	Bloom'gton	39	Indiana
Jan. 11	Lafayette	28	Purdue (OT)
Jan. 16	Minn'polis	23	Minnesota
Jan. 18	Madison	47	Indiana
Jan. 23	Madison	19	Chicago
Feb. 8	Urbana	19	Illinois
Feb. 13	Madison	17	Illinois
Feb. 16	Columbus	26	Ohio State
Feb. 19	Madison	26	Purdue
Feb. 27	Madison	31	Minnesota
Mar. 6	Madison	23	Ohio State
Mar. 12	Chicago	18	Chicago

1915-1916 (20-1)			
Coach: W. E. Meanwell		Capt.: Mel Haas	
Date	Played at	Wis.	Opp.
Dec. 10	Madison	38	Beloit
Dec. 15	Madison	46	Lawrence
Dec. 30	Ripon*	27	Ripon
Dec. 30	Ripon*	41	Ripon Reserves
Dec. 31	Milw'kee**	51	Milwaukee Normal
Jan. 1	Mil'kee***	24	Milw. Norm. Alum.
Jan. 1	Mil'kee****	29	Milwaukee Normal
Jan. 3	Madison	24	Wabash
Jan. 8	Lafayette	33	Purdue
Jan. 10	Iowa City	36	Iowa (OT)
Jan. 15	Madison	31	Minnesota
Jan. 18	Madison	22	Northwestern
Jan. 22	Urbana	20	Illinois
Jan. 29	Chicago	29	Chicago
Feb. 14	Madison	25	Neb. Wesleyan
Feb. 19	Madison	34	Illinois
Feb. 25	Madison	35	Purdue
Feb. 28	Mad'n*****	39	Iowa
Mar. 4	Minn'polis	32	Minnesota
Mar. 8	Madison	24	Chicago
Mar. 11	Evanston	24	Northwestern

\*Varsity and varsity seconds played 1/2 of each game.  
 \*\*Varsity seconds aided by varsity in last few minutes.  
 \*\*\*Varsity seconds.  
 \*\*\*\*Varsity.  
 \*\*\*\*\*Score also listed as 37-19.

1916-1917 (15-3)			
Coach: W. E. Meanwell		Co-capt.: Geo. Levis. Harold Olson	
Date	Played at	Wis.	Opp.
Dec. 9	Madison	58	Beloit
Dec. 13	Madison	30	Ripon
Dec. 16	Madison	50	Northwest'n Coll.
Dec. 20	Madison	41	Lawrence
Dec. 21	Milwaukee	35	Milwaukee Normal
			"M" Club
Jan. 3	Ripon	24	Ripon
Jan. 6	Columbus	30	Ohio State
Jan. 8	Evanston	29	Northwestern (OT)
Jan. 13	Minn'polis	25	Minnesota
Jan. 20	Madison	25	Illinois
Jan. 26	Madison	13	Chicago
Feb. 12	Madison	23	Northwestern
Feb. 17	Madison	40	Ohio State
Feb. 24	Urbana	17	Illinois
Mar. 3	Chicago	25	Chicago
Mar. 6	Madison	29	Indiana
Mar. 10	Madison	16	Minnesota
Mar. 15	Bloom'gton	18	Indiana



## 1917-1918 (14-3)

Coach: Guy Lowman		Capt.: Wm. Chandler	
Date	Played at	Wis.	Opp.
Dec. 8	Madison	26	Beloit
Dec. 13	Madison	33	Ripon
Dec. 15	Madison	18	Northwest'n Coll.
Dec. 19	Madison	15	Marquette
Jan. 2	Ripon	35	Ripon
Jan. 5	Evanston	17	Northwestern
Jan. 8	Iowa City	36	Iowa
Jan. 19	Champaign	22	Illinois
Jan. 21	Madison	34	Iowa
Jan. 26	Madison	21	Purdue
Feb. 16	Chicago	21	Chicago
Feb. 23	Madison	23	Illinois
Mar. 2	Minn'polis	18	Minnesota
Mar. 7	Madison	26	Northwestern
Mar. 9	Madison	16	Chicago
Mar. 13	Lafayette	24	Purdue
Mar. 16	Madison	11	Minnesota

## 1918-1919 (5-11)

Coach: Guy Lowman		Capt.: A. Zulfier	
Date	Played at	Wis.	Opp.
Dec. 27	C'p Grant	16	Camp Grant (OT)
Dec. 28	Gr't Lakes	14	Great Lakes
Dec. 30	Milwaukee	39	Milwaukee Normal
Jan. 4	Madison	12	Great Lakes
Jan. 11	Madison	15	Northwestern
Jan. 18	Minn'polis	11	Minnesota
Jan. 25	Madison	15	Illinois
Feb. 1	Madison	19	Chicago
Feb. 10	Madison	29	Iowa
Feb. 15	Urbana	14	Illinois
Feb. 22	Evanston	23	Northwestern
Feb. 24	Bloom'gton	29	Indiana
Mar. 1	Madison	12	Minnesota
Mar. 8	Chicago	25	Chicago
Mar. 10	Iowa City	27	Iowa
Mar. 15	Madison	12	Indiana

## 1919-1920 (15-5)

Coach: Guy Lowman		Capt.: Howard Knapp	
Date	Played at	Wis.	Opp.
Dec. 5	Madison	36	River Falls Norm.
Dec. 13	Madison	19	Ripon (OT)
Dec. 16	Madison	13	Deloit
Dec. 19	Ripon	20	Ripon
Dec. 20	Oshkosh	17	Oshkosh Normal
Jan. 1	Milwaukee	36	Milwaukee Normal
Jan. 3	Gr't Lakes	27	Great Lakes
Jan. 5	Iowa City	35	Iowa
Jan. 10	Madison	33	Great Lakes
Jan. 17	Chicago	19	Chicago
Jan. 19	Madison	20	Iowa
Jan. 24	Urbana	20	Illinois
Jan. 31	Madison	28	Minnesota
Feb. 14	Madison	40	Michigan
Feb. 21	Madison	33	Illinois
Feb. 24	Madison	31	Ohio State
Feb. 28	Minn'polis	26	Minnesota
Mar. 6	Ann Arbor	20	Michigan
Mar. 8	Columbus	34	Ohio State
Mar. 12	Madison	26	Chicago

## 1920-1921 (13-4)

Coach: W. E. Meanwell		Capt.: Warren Taylor	
Date	Played at	Wis.	Opp.
Dec. 10	Madison	29	Knox
Dec. 12	Madison	28	River Falls Norm.
Dec. 17	LaCrosse	24	LaCrosse Normal
Dec. 18	Milwaukee	23	Marquette
Dec. 29	Madison	24	So. Dakota Aggies
Jan. 3	Evanston	12	Northwestern
Jan. 8	Ann Arbor	27	Michigan
Jan. 15	Chicago	27	Chicago
Jan. 22	Madison	23	Illinois
Jan. 24	Madison	25	Michigan
Jan. 29	Minn'polis	21	Minnesota
Feb. 12	Madison	22	Northwestern
Feb. 19	Champaign	9	Illinois
Feb. 21	Columbus	40	Ohio State
Feb. 26	Madison	25	Chicago
Mar. 5	Madison	18	Minnesota
Mar. 8	Madison	34	Ohio State

## 1921-1922 (14-5)

Coach: W. E. Meanwell		Capt.: Duke Caesar	
Date	Played at	Wis.	Opp.
Dec. 10	Madison	27	Michigan Aggies

Dec. 16	Madison	20	Butler
Dec. 17	Madison	27	Ripon
Dec. 20	Madison	15	Knox
Dec. 22	Milwaukee	23	Milw. Nor. M Club
Dec. 23	LaCrosse	24	LaCrosse Normal
Jan. 3	Madison	27	Nebraska
Jan. 7	Iowa City	18	Iowa
Jan. 9	Evanston	21	Northwestern
Jan. 14	Madison	18	Michigan (OT)
Jan. 21	Madison	15	Minnesota
Feb. 10	Madison	25	Illinois
Feb. 13	Madison	18	Iowa
Feb. 13	Ann Arbor	17	Michigan
Feb. 22	Madison	23	Northwestern
Feb. 27	Champaign	35	Illinois
Mar. 4	Minn'polis	34	Minnesota
Mar. 8	Madison	24	Chicago
Mar. 11	Chicago	31	Chicago

## 1922-1923 (12-3)

Coach: W. E. Meanwell		Capt.: Gus Tebell	
Date	Played at	Wis.	Opp.
Dec. 15	Madison	13	Butler
Dec. 19	Madison	37	Lombard
Jan. 3	Madison	8	Marquette
Jan. 6	Evanston	21	Northwestern
Jan. 8	Bloom'gton	17	Indiana
Jan. 13	Madison	24	Chicago
Jan. 20	Minn'polis	24	Minnesota
Feb. 6	Lafayette	13	Purdue
Feb. 14	Ann Arbor	18	Michigan
Feb. 19	Madison	16	Michigan
Feb. 24	Madison	20	Purdue
Mar. 3	Madison	36	Minnesota
Mar. 5	Madison	29	Northwestern
Mar. 10	Chicago	33	Chicago
Mar. 12	Madison	35	Indiana

## 1923-1924 (11-5-1)

Coach: W. E. Meanwell		Capt.: Douglas Gibson	
Date	Played at	Wis.	Opp.
Dec. 8	Madison	53	Milliken
Dec. 14	Madison	25	DePauw
Dec. 19	Milwaukee	27	Marquette
Jan. 2	Madison	18	Franklin
Jan. 5	Bloom'gton	23	Indiana
Jan. 12	Evanston	25	Northwestern
Jan. 14	Madison	28	Indiana
Jan. 26	Chicago	18	Chicago
Feb. 12	Madison	25	Butler
Feb. 16	Madison	13	Illinois
Feb. 23	Columbus	13	Ohio State
Feb. 25	Champaign	20	Illinois
Mar. 1	Madison	23	Northwestern
Mar. 3	Madison	30	Ohio State
Mar. 8	Iowa City	19	Iowa
Mar. 11	Madison	36	Iowa
Mar. 15	Madison	30	Chicago

\*Three overtimes.

## 1924-1925 (6-11)

Coach: W. E. Meanwell		Capt.: M. Diebold	
Date	Played at	Wis.	Opp.
Dec. 12	Madison	21	Wabash
Dec. 19	Madison	16	Butler
Dec. 22	Madison	29	Grinnell
Jan. 6	Madison	27	DePauw
Jan. 10	Minn'polis	14	Minnesota
Jan. 13	Madison	20	Ohio State
Jan. 19	Ann Arbor	12	Michigan
Jan. 24	Madison	14	Minnesota
Feb. 11	Madison	11	Franklin
Feb. 16	Madison	16	Iowa
Feb. 21	Urbana	25	Illinois
Feb. 23	Madison	22	Purdue
Feb. 28	Madison	16	Michigan
Mar. 3	Iowa City	25	Iowa
Mar. 9	Madison	24	Illinois
Mar. 12	Lafayette	26	Purdue
Mar. 14	Columbus	23	Ohio State

## 1925-1926 (8-9)

Coach: W. E. Meanwell		Capt.: Henry Brooks	
Date	Played at	Wis.	Opp.
Dec. 7	Madison	11	No. Dak. Aggies
Dec. 12	Madison	48	So. Dak. Aggies
Dec. 18	Milwaukee	42	Marquette
Jan. 2	Madison	32	DePauw



Jan. 5	Madison	36	Minnesota	24	Dec. 28	Madison	22	Lombard	11
Jan. 11	Madison	33	Indiana	31	Dec. 31	Madison	34	Iowa State	17
Jan. 16	Madison	15	Chicago	17	Jan. 4	Evanston	14	Northwestern	23
Jan. 23	Madison	35	Northwestern	27	Jan. 11	Columbus	32	Ohio State	25
Feb. 5	Madison	31	Butler	24	Jan. 18	Madison	14	Illinois	9
Feb. 13	Chicago	26	Chicago	23	Jan. 20	Madison	33	Chicago	23
Feb. 16	Evanston	26	Northwestern	36	Jan. 23	Bloom'gton	23	Indiana (OT)	21
Feb. 20	Madison	21	Purdue	29	Feb. 8	Madison	22	Carroll	13
Feb. 22	Ann Arbor	13	Michigan	22	Feb. 11	Madison	29	Marquette	15
Feb. 26	Lafayette	31	Purdue	32	Feb. 13	Milwaukee	29	Marquette	22
Mar. 1	Madison	23	Michigan (OT)	24	Feb. 15	Madison	29	Northwestern	22
Mar. 5	Minn'polis	19	Minnesota	31	Feb. 22	Chicago	21	Chicago	23
Mar. 9	Bloom'gton	20	Indiana	35	Feb. 24	Madison	23	Illinois	17

## 1926-1927 (10-7)

Coach: W. E. Meanwell		Co-Capts.: Ralph Merkle, Rollie Barnum		
Date	Played at	Wis.	Opp.	
Dec. 17	Madison	29	Franklin	27
Dec. 22	Milwaukee	24	Marquette	26
Dec. 30	Madison	24	DePauw	20
Jan. 3	Cleveland	31	Syracuse	24
Jan. 8	Madison	23	Indiana	24
Jan. 10	Madison	25	Ohio State	18
Jan. 15	Evanston	28	Northwestern	18
Jan. 17	Chicago	33	Chicago (OT)	30
Jan. 22	Madison	25	Northwestern	24
Feb. 8	Madison	14	Notre Dame	19
Feb. 12	Madison	31	Chicago	20
Feb. 19	Columbus	16	Ohio State	20
Feb. 22	Madison	24	Iowa	21
Feb. 26	Bloom'gton	23	Indiana	31
Feb. 28	Champaign	28	Illinois	32
Mar. 5	Madison	39	Illinois	13
Mar. 11	Iowa City	17	Iowa	26

## 1927-1928 (13-4)

Coach: W. E. Meanwell		Capt.: Louis Behr		
Date	Played at	Wis.	Opp.	
Dec. 10	Madison	18	Coe College	6
Dec. 16	Madison	25	Butler	18
Dec. 19	Madison	32	DePauw	17
Jan. 2	Madison	36	Oregon State	21
Jan. 7	Columbus	30	Ohio State	13
Jan. 9	Madison	26	Michigan	22
Jan. 14	Minn'polis	35	Minnesota	26
Jan. 16	Madison	33	Illinois	34
Feb. 7	Madison	14	Notre Dame	21
Feb. 11	Madison	38	Minnesota	18
Feb. 18	Madison	21	Ohio State	18
Feb. 20	Iowa City	31	Iowa	22
Feb. 23	Madison	28	Purdue	22
Feb. 25	Lafayette	15	Purdue	31
Mar. 3	Madison	20	Iowa	17
Mar. 5	Ann Arbor	19	Illinois	42
Mar. 9	Champaign	32	Michigan	22

## 1928-1929 (15-2)

Coach: W. E. Meanwell		Co-Capts.: John Doyle, Elmer Tenhopen		
Date	Played at	Wis.	Opp.	
Dec. 10	Madison	37	Franklin College	19
Dec. 15	Milwaukee	34	Pittsburgh	24
Dec. 29	Madison	29	Lombard	12
Jan. 1	Madison	32	Carleton	24
Jan. 5	Minn'polis	29	Minnesota	21
Jan. 7	Madison	23	Michigan	31
Jan. 12	Chicago	33	Chicago	21
Jan. 14	Madison	24	Indiana	20
Jan. 19	Madison	39	Minnesota	17
Jan. 21	Lafayette	31	Purdue	26
Feb. 12	Madison	48	Bradley Tech.	22
Feb. 16	Bloom'gton	27	Indiana	25
Feb. 18	Madison	37	Northwestern	23
Feb. 23	Evanston	31	Northwestern	25
Feb. 25	Madison	27	Purdue	24
Mar. 4	Ann Arbor	22	Michigan	37
Mar. 9	Madison	19	Chicago	15

## 1929-1930 (15-2)

Coach: W. E. Meanwell		Capt.: Harold Foster		
Date	Played at	Wis.	Opp.	
Dec. 14	Madison	28	Monmouth	10
Dec. 19	Madison	27	Carleton	18

## 1930-1931 (8-9)

Coach: W. E. Meanwell		Co-Capts.: John Paul, Ed Chmielewski		
Date	Played at	Wis.	Opp.	
Dec. 13	Madison	17	Carroll College	14
Dec. 18	Madison	25	Pennsylvania	12
Dec. 22	Madison	37	Missouri	9
Dec. 30	Milwaukee	14	Marquette	16
Jan. 5	Champaign	12	Illinois	9
Jan. 10	Columbus	19	Ohio State	29
Jan. 12	Ann Arbor	17	Michigan	23
Jan. 17	Madison	24	Iowa	13
Jan. 19	Minn'polis	26	Minnesota	28
Jan. 24	Madison	30	Illinois	20
Feb. 9	Madison	39	Washington (St.L.)	9
Feb. 14	Madison	15	Minnesota	42
Feb. 16	Iowa City	17	Iowa	19
Feb. 21	Lafayette	27	Purdue	46
Feb. 23	Madison	28	Ohio State	24
Feb. 28	Madison	15	Michigan	26
Mar. 2	Madison	18	Purdue	24

## 1931-1932 (8-10)

Coach: W. E. Meanwell		Capt.: Marv Steen		
Date	Played at	Wis.	Opp.	
Dec. 11	Madison	30	Brigham Young	16
Dec. 15	Madison	30	Pittsburgh	29
Dec. 21	Milwaukee	23	Marquette	26
Dec. 30	Madison	32	Maryland (OT)	30
Jan. 4	Evanston	30	Northwestern (OT)	31
Jan. 9	Madison	18	Michigan	24
Jan. 11	Lafayette	22	Purdue	38
Jan. 16	Chicago	24	Chicago	18
Jan. 18	Madison	24	Northwestern	28
Feb. 8	Madison	18	Marquette	16
Feb. 10	Madison	28	Butler	17
Feb. 15	Bloom'gton	21	Indiana	33
Feb. 20	Minn'polis	17	Minnesota	43
Feb. 22	Madison	34	Chicago	23
Feb. 27	Madison	21	Purdue	28
Feb. 29	Ann Arbor	13	Michigan	33
Mar. 5	Madison	35	Indiana	26
Mar. 7	Madison	21	Minnesota	23

## 1932-1933 (7-13)

Coach: W. E. Meanwell		Capt.: Ray Wickman		
Date	Played at	Wis.	Opp.	
Dec. 10	Madison	29	Carleton	34
Dec. 17	Madison	16	Marquette	18
Dec. 22	Coll. Sta.	22	Maryland	13
Dec. 30	Madison	26	Michigan State	16
Jan. 3	Milwaukee	16	Marquette	22
Jan. 7	Madison	26	Chicago	17
Jan. 9	Madison	21	Iowa	19
Jan. 14	Bloom'gton	38	Indiana (OT)	37
Jan. 16	Evanston	22	Northwestern	40
Feb. 3	Madison	28	Loyola (Chicago)	26
Feb. 6	Madison	30	Ohio State	31
Feb. 11	Champaign	25	Illinois	38
Feb. 13	Iowa City	25	Iowa	31
Feb. 18	Madison	28	Indiana (OT)	29
Feb. 20	Madison	15	Illinois	29
Feb. 25	Madison	28	Northwestern	30
Feb. 27	Wis. Rapids	24	Stevens Point	28
Mar. 4	Columbus	20	Ohio State	37



Mar. 6	Chicago	28	Chicago	16	Dec. 7	Madison	42	North Dakota	25
Mar. 7	Chicago	24	Loyola (Chicago)	39	Dec. 12	Madison	29	Marquette	21
1933-1934 (14-6)									
Coach: W. E. Meanwell		Capt.: Chub Poser							
Date	Played at	Wis.		Opp.	Date	Played at	Wis.		Opp.
Dec. 4	Madison	47	Ripon	18	Jan. 9	Madison	28	Illinois	31
Dec. 8	Madison	38	Carleton	18	Jan. 11	Columbus	22	Ohio State	28
Dec. 11	Madison	44	Carroll	17	Jan. 16	Madison	31	Michigan	43
Dec. 16	Madison	32	Marquette	30	Jan. 18	Madison	29	Iowa	23
Dec. 20	Wis. Rapids	35	Stevens Point	10	Feb. 6	Madison	22	Michigan State	17
Dec. 30	Madison	37	Butler	27	Feb. 8	Madison	35	Ohio State (OT)	33
Jan. 2	Milwaukee	26	Marquette	28	Feb. 13	Madison	32	Minnesota	37
Jan. 6	Champaign	17	Illinois	20	Feb. 20	Iowa City	35	Iowa	43
Jan. 8	Iowa City	26	Iowa	32	Feb. 22	Champaign	31	Illinois	48
Jan. 13	Madison	34	Michigan	23	Feb. 27	Minn'polis	17	Minnesota	30
Jan. 15	Madison	26	Purdue	27	Mar. 1	Madison	46	Purdue	43
Feb. 5	Madison	22	Michigan State	23	Mar. 6	Ann Arbor	27	Michigan	41
Feb. 10	Minn'polis	31	Minnesota	30					
Feb. 12	Madison	42	Ohio State	23					
Feb. 17	Madison	28	Illinois	22					
Feb. 19	Ann Arbor	32	Michigan	26					
Feb. 24	Columbus	44	Ohio State	38					
Feb. 26	Lafayette	25	Purdue	37					
Mar. 3	Madison	35	Iowa	32					
Mar. 5	Madison	34	Minnesota	23					

1937-1938 (10-10)

Coach: Harold Foster		Co-Capt.: Hod Powell, George Rooney		
Date	Played at	Wis.		Opp.
Dec. 4	Madison	21	Marquette	32
Dec. 6	Madison	41	North Dakota	22
Dec. 11	Madison	44	Pittsburgh	36
Dec. 13	So. Bend	31	Notre Dame	33
Dec. 18	Milwaukee	32	Marquette	38
Dec. 31	Madison	40	Missouri	29
Jan. 3	Evanston	38	Northwestern	47
Jan. 8	Madison	35	Minnesota	28
Jan. 10	Madison	50	Chicago	27
Jan. 15	Lafayette	34	Purdue	40
Jan. 17	Madison	39	Michigan	30
Feb. 5	Madison	30	Michigan State	27
Feb. 7	Bloom'gton	44	Indiana	47
Feb. 12	Madison	23	Northwestern	27
Feb. 14	Chicago	46	Chicago	32
Feb. 19	Madison	39	Purdue	46
Feb. 21	Ann Arbor	29	Michigan	58
Feb. 23	Phi'delphia	52	Pennsylvania	44
Feb. 28	Madison	34	Indiana	32
Mar. 5	Minn'polis	28	Minnesota	57

1938-1939 (10-10)

Coach: Harold Foster		Tri-Capt.: Byron Bell, Dave Dupece, Bob Weigandt		
Date	Played at	Wis.		Opp.
Dec. 2	Madison	41	Beloit	26
Dec. 5	Madison	27	Marquette	26
Dec. 10	Madison	45	Notre Dame	39
Dec. 17	Milwaukee	27	Marquette	46
Dec. 19	Ind'napolis	21	Butler	24
Dec. 20	Cincinnati	27	Xavier	26
Jan. 2	Madison	34	Detroit	27
Jan. 7	Madison	28	Iowa	24
Jan. 9	Madison	18	Chicago	28
Jan. 14	Bloom'gton	19	Indiana	43
Jan. 16	Ann Arbor	42	Michigan	39
Jan. 21	Madison	34	Illinois	37
Feb. 4	Madison	39	Michigan State	37
Feb. 6	Lafayette	31	Purdue	37
Feb. 13	Evanston	27	Northwestern	39
Feb. 18	Madison	32	Purdue (OT)	30
Feb. 20	Minn'polis	32	Minnesota	34
Feb. 25	Madison	38	Ohio State	46
Feb. 27	Madison	35	Minnesota	25
Mar. 4	Chicago	33	Chicago	39

1939-1940 (5-15)

Coach: Harold Foster		Co-Capt.: J. Rundell, Walt Anderson		
Date	Played at	Wis.		Opp.
Dec. 4	Madison	37	Carleton	19
Dec. 9	Madison	46	Marquette	39
Dec. 12	So. Bend	33	Notre Dame	51

1936-1937 (8-12)

Coach: Harold Foster		Capt.: Gordy Fuller	
Date	Played at	Wis.	Opp.
Dec. 4	Madison	38	Ball State T'ch'rs 33

1935-1936 (11-9)

Coach: Harold Foster		Capt.: Ed Stege	
Date	Played at	Wis.	Opp.
Dec. 2	Madison	18	DePauw 16
Dec. 6	Madison	26	Michigan State 21
Dec. 9	Madison	29	Hamline 20
Dec. 14	Madison	35	Marquette 22
Dec. 21	Milwaukee	46	Marquette 21
Dec. 23	Chicago	22	DePaul (S) 27
Jan. 1	Madison	36	Washburn College 27
Jan. 4	Columbus	23	Ohio State 44
Jan. 6	Chicago	38	Chicago (OT) 26
Jan. 11	Madison	27	Illinois 39
Jan. 13	Madison	27	Iowa 21
Jan. 20	Madison	24	Indiana 26
Feb. 8	Madison	28	Butler 24
Feb. 10	Madison	34	Ohio State 25
Feb. 15	Champaign	20	Illinois 36
Feb. 17	Iowa City	25	Iowa 32
Feb. 22	Bloom'gton	21	Indiana 54
Feb. 24	Madison	28	Northwestern 33
Feb. 29	Madison	40	Chicago 32
Mar. 2	Evanston	26	Northwestern 49



Dec. 16	Milwaukee	28	Marquette	41	Dec. 19	Milwaukee	50	Marquette	38
Dec. 30	Milw'kee*	43	Nebraska	53	Dec. 21	Madison	48	Oklahoma	37
Jan. 2	Madison	26	Stanford	39	Dec. 31	Milw'kee*	58	Harvard	41
Jan. 6	Chicago	20	Chicago	18	Jan. 4	Madison	41	Hamline	37
Jan. 8	Madison	39	Michigan	44	Jan. 9	Chicago	67	Northwestern (S)	65
Jan. 13	Lafayette	36	Purdue	49	Jan. 11	Madison	40	Illinois	52
Jan. 15	Madison	34	Indiana	40	Jan. 15	Ann Arbor	34	Michigan	38
Feb. 3	E. Lansing	41	Michigan State	48	Jan. 16	Ann Arbor	55	Michigan	31
Feb. 5	Madison	46	Butler	50	Jan. 26	Grt. Lakes	43	Great Lakes	64
Feb. 10	Iowa City	35	Iowa	37	Jan. 30	Madison	54	Minnesota	33
Feb. 12	Madison	36	Minnesota	34	Feb. 6	Madison	48	Great Lakes	55
Feb. 17	Columbus	35	Ohio State	41	Feb. 8	Madison	74	Chicago	30
Feb. 19	Champaign	35	Illinois	37	Feb. 13	Madison	44	Indiana	51
Feb. 24	Madison	45	Purdue (OT)	48	Feb. 15	Madison	57	Indiana	53
Feb. 26	Minn'polis	39	Minnesota	44	Feb. 20	Champaign	26	Illinois	50
Mar. 2	Madison	44	Northwestern	47	Feb. 22	Madison	54	Northwest'n (OT)	56
Mar. 4	Madison	46	Chicago	31	Feb. 27	Lafayette	53	Purdue	45
					Mar. 1	Minn'polis	34	Minnesota	48

\*First game of doubleheader.

\*Second game of doubleheader.

### 1940-1941 (20-3)

Coach: Harold Foster		Capt.: Gene England		Opp.
Date	Played at	Wis.		
Dec. 2	Wis. Rapids	39	Ripon	20
Dec. 7	Madison	38	Marquette	42
Dec. 14	Madison	44	Notre Dame	32
Dec. 18	Madison	34	Pittsburgh	36
Dec. 21	Milwaukee	30	Marquette	40
Dec. 31	Milw'kee*	52	Princeton	30
Jan. 4	Linc., Neb.	46	Nebraska	41
Jan. 6	Minn'polis	27	Minnesota	44
Jan. 11	Madison	49	Iowa	35
Jan. 13	Madison	48	Purdue (OT)	42
Jan. 18	Ann Arbor	40	Michigan	30
Jan. 20	Chicago	44	Chicago	37
Jan. 25	Madison	46	Ohio State	31
Feb. 8	Madison	59	Butler	55
Feb. 10	Evanston	48	Northwest'n (OT)	46
Feb. 15	Madison	46	Illinois	43
Feb. 17	Lafayette	43	Purdue	25
Feb. 22	Madison	65	Chicago	42
Feb. 24	Bloom'gton	38	Indiana	30
Mar. 1	Madison	42	Minnesota	32

### NCAA Tournament Games

Mar. 21	Madison	51	Dartmouth	50
Mar. 22	Madison	36	Pittsburgh	30
Mar. 29	Kan. City	39	Washington State	34

\*First game of doubleheader.

### 1941-1942 (14-7)

Coach: Harold Foster		Capt.: Bob Alwin		Opp.
Date	Played at	Wis.		
Dec. 1	Madison	56	Carroll College	35
Dec. 6	Madison	35	Marquette	34
Dec. 13	Madison	43	Notre Dame	35
Dec. 20	Milwaukee	36	Marquette	25
Dec. 31	Milw'kee*	49	Dartmouth	57
Jan. 3	Madison	40	Illinois	55
Jan. 5	Bloom'gton	34	Indiana	38
Jan. 10	Iowa City	45	Iowa	49
Jan. 12	Madison	56	Chicago	24
Jan. 17	Chicago	49	Northwestern (S)	46
Jan. 19	Madison	58	Michigan	36
Jan. 24	Madison	42	Indiana	36
Feb. 7	Madison	42	Great Lakes	47
Feb. 9	Chicago	54	Chicago	20
Feb. 14	Madison	49	Ohio State	39
Feb. 16	Lafayette	34	Purdue	40
Feb. 21	Madison	59	Northwestern	47
Feb. 23	Champaign	43	Illinois	45
Feb. 28	Columbus	44	Ohio State	39
Mar. 2	Minn'polis	49	Minnesota	47
Mar. 7	Madison	62	Iowa	45

\*Second game of doubleheader.

### 1942-1943 (12-9)

Coach: Harold Foster		Capt.: John Kotz		Opp.
Date	Played at	Wis.		
Dec. 5	Madison	45	Marquette	36
Dec. 12	Madison	38	Camp Grant	36
Dec. 14	So. Bend	59	Notre Dame (OT)	61

### 1943-1944 (12-9)

Coach: Harold Foster		Capt.: Ray Patterson		Opp.
Date	Played at	Wis.		
Nov. 29	Madison	28	DePauw Preflight	25
Dec. 4	Madison	43	Marquette	51
Dec. 11	So. Bend	31	Notre Dame	41
Dec. 13	Madison	40	Camp Grant	51
Dec. 18	Milwaukee	40	Marquette (Aud.)	37
Dec. 31	Milw'kee*	47	Notre Dame (OT)	45
Jan. 3	Madison	43	Illinois (OT)	45
Jan. 7	Champaign	43	Illinois	38
Jan. 8	Chicago	38	Northwestern	60
Jan. 14	Madison	50	Michigan	41
Jan. 15	Madison	42	Michigan	31
Jan. 29	Minn'polis	49	Minnesota	30
Feb. 4	Madison	50	N'western (2 OT)	47
Feb. 7	Madison	40	Great Lakes	63
Feb. 11	Bloom'gton	62	Indiana	43
Feb. 12	Bloom'gton	52	Indiana	31
Feb. 19	Madison	50	Purdue (OT)	52
Feb. 25	Madison	50	Minnesota	33
Mar. 3	Chicago	35	DePaul (S)	48
Mar. 4	Chicago	74	Chicago	46
Mar. 5	Grt. Lakes	47	Great Lakes	63

\*Second game of doubleheader.

### 1944-1945 (10-11)

Coach: Harold Foster		Capt.: Ray Patterson		Opp.
Date	Played at	Wis.		
Dec. 2	Madison	48	Lawrence	22
Dec. 9	Madison	45	Marquette	47
Dec. 16	Madison	46	Notre Dame	50
Dec. 20	Madison	51	Iowa Preflight	49
Dec. 23	Milwaukee	46	Marquette	33
Dec. 30	Milw'kee*	52	Missouri	37
Jan. 6	Madison	37	Northwestern	52
Jan. 8	Truax Fld.	53	Truax Field	42
Jan. 13	Madison	46	Minnesota	37
Jan. 22	Madison	51	Great Lakes	66
Jan. 27	Chicago	44	Northwestern (S)	43
Jan. 29	Lafayette	34	Purdue	45
Feb. 2	Ann Arbor	39	Michigan	50
Feb. 3	Columbus	36	Ohio State	40
Feb. 4	Grt. Lakes	49	Great Lakes	59
Feb. 9	Madison	34	Ohio State	63
Feb. 10	Madison	55	Michigan	44
Feb. 17	Madison	64	Purdue	48
Feb. 19	Iowa City	53	Iowa	54
Feb. 24	Madison	38	Iowa	68
Mar. 3	Minn'polis	50	Minnesota	54

\*First game of doubleheader.

### 1945-1946 (4-17)

Coach: Harold Foster		Capt. Gene Mathews		Opp.
Date	Played at	Wis.		
Dec. 1	Madison	67	Carroll College	25
Dec. 3	Madison	59	Ripon College	24
Dec. 8	Madison	42	Marquette	32
Dec. 15	So. Bend	51	Notre Dame	65



Dec. 17	Madison	47	Great Lakes	54
Dec. 22	Milwaukee	41	Marquette	62
Dec. 23	Grt. Lakes	39	Great Lakes	53
Jan. 1	Madison	31	Illinois	38
Jan. 5	Madison	45	Minnesota	46
Jan. 7	Iowa City	50	Iowa	57
Jan. 12	Madison	49	Purdue	53
Jan. 26	Chicago	34	Northwestern (S)	56
Jan. 28	Lafayette	46	Purdue	59
Feb. 2	Madison	58	Michigan	57
Feb. 9	Madison	58	Northwestern	63
Feb. 11	Ann Arbor	56	Michigan	66
Feb. 16	Madison	39	Iowa	44
Feb. 18	Champaign	53	Illinois	72
Feb. 23	Madison	48	Michigan State	59
Mar. 1	Lansing	52	Michigan State	56
Mar. 4	Minn'polis	57	Minnesota	58

#### 1946-1947 (16-6)

Coach: Harold Foster		Capt. W. Lautenbach		
Date	Played at	Wis.	Opp.	
Dec. 2	Madison	61	Lawrence	43
Dec. 7	Madison	65	Marquette	51
Dec. 9	Ind'napolis	60	Butler	49
Dec. 14	Madison	53	Notre Dame (OT)	52
Dec. 18	Madison	40	Oklahoma	56
Dec. 21	Milwaukee	47	Marquette	55
Dec. 23	Madison	61	So. California	56
Jan. 1	Madison	53	Illinois	47
Jan. 4	Iowa City	63	Iowa	62
Jan. 11	Madison	70	Indiana	49
Jan. 20	E. Lansing	58	Michigan State	48
Jan. 25	Champaign	37	Illinois	63
Jan. 27	Madison	45	Northwestern	44
Feb. 3	Madison	60	Iowa	53
Feb. 8	Madison	60	Minnesota	51
Feb. 10	Ann Arbor	52	Michigan	51
Feb. 15	Chicago	54	Northwestern (S)	42
Feb. 22	Madison	56	Ohio State	57
Feb. 24	Lafayette	72	Purdue	60
Mar. 1	Minn'polis	55	Minnesota	58
NCAA Tournament Games				
Mar. 20	Madison	56	C.C.N.Y.	70
Sq. Garden				
Mar. 22	Madison	50	Navy	49
Sq. Garden				

#### 1947-1948 (12-8)

Coach: Harold Foster		Capt.: Edward Mills		
Date	Played at	Wis.	Opp.	
Dec. 6	Madison	57	Marquette	50
Dec. 8	Madison	61	Butler	53
Dec. 12	Madison	49	Pittsburgh	36
Dec. 19	B'keley, C.	61	California	73
Dec. 20	B'keley, C.	44	California	59
Dec. 22	N'man, Ok.	49	Oklahoma	60
Dec. 31	Milwaukee	67	Marquette	75
Jan. 3	Madison	52	Illinois	47
Jan. 5	Madison	59	Minnesota	50
Jan. 10	Bloom'gton	58	Indiana	54
Jan. 12	Madison	60	Iowa	51
Jan. 17	Madison	39	Michigan	43
Jan. 19	Madison	49	Purdue	44
Jan. 24	Champaign	36	Illinois	57
Feb. 7	Chicago	68	Northwestern (S)	62
Feb. 9	Madison	51	Michigan State	39
Feb. 16	Columbus	47	Ohio State	53
Feb. 21	Iowa City	40	Iowa	62
Feb. 23	Madison	59	Northwestern	54
Mar. 1	Minn'polis	41	Minnesota	46

#### 1948-1949 (12-10)

Coach: Harold Foster		Capt.: Douglas Rogers		
Date	Played at	Wis.	Opp.	
Dec. 1	Madison	66	Ripon	36
Dec. 4	Madison	67	Marquette (OT)	63
Dec. 9	Madison	58	Missouri	42
Dec. 11	Madison	37	Loyola (Chicago)	40
Dec. 13	So. Bend	54	Notre Dame	60
Dec. 21	L. Angeles	31	So. California*	36

Dec. 23	L. Angeles	49	U.C.L.A.*	46
Dec. 31	Milwaukee	60	Marquette	34
Jan. 3	Champaign	50	Illinois	62
Jan. 8	Madison	75	Creighton	39
Jan. 10	Minn'polis	33	Minnesota	47
Jan. 15	Madison	58	Indiana	48
Jan. 17	Madison	54	Ohio State	57
Feb. 5	Madison	54	Illinois	61
Feb. 7	Ann Arbor	38	Michigan	40
Feb. 12	Chicago	56	Northwestern (S)	52
Feb. 14	Lafayette	48	Purdue	53
Feb. 19	Iowa City	60	Iowa	61
Feb. 21	Madison	57	Northwestern	46
Feb. 26	Madison	79	Western Ontario	45
Feb. 28	Madison	70	Iowa	47
Mar. 5	Madison	45	Minnesota	43

\*Pan Pacific Auditorium.

#### 1949-1950 (17-5)

Coach: Harold Foster		Capt. Robert Mader		
Date	Played at	Wis.	Opp.	
Dec. 3	Madison	63	Marquette	48
Dec. 6	Madison	56	Kansas State	48
Dec. 8	Madison	36	Oregon State	49
Dec. 10	Chicago	68	Loyola (Chicago)	55
Dec. 13	Madison	56	Notre Dame	48
Dec. 17	Milwaukee	62	Marquette	45
Dec. 20	Col'bia, Mo.	48	Missouri	50
Dec. 28	Iowa City	68	Rutgers**	55
Dec. 30	Madison	54	U.C.L.A.***	52
Jan. 2	Madison	59	Illinois	50
Jan. 7	Bloom'gton	59	Indiana	61
Jan. 14	Madison	53	Michigan	41
Jan. 16	Madison	57	Minnesota	54
Feb. 4	Columbus	47	Ohio State	61
Feb. 6	E. Lansing	66	Michigan State	47
Feb. 11	Chicago	66	Northwestern	59
Feb. 13	Iowa City	66	Iowa (OT)	62
Feb. 18	Madison	53	Iowa	44
Feb. 20	Madison	56	Purdue	45
Feb. 25	Champaign	58	Illinois	76
Feb. 27	Madison	67	Northwestern	53
Mar. 4	Minn'polis	60	Minnesota	54

\*\*First game of doubleheader.

\*\*\*Second game of doubleheader.

#### 1950-1951 (10-12)

Coach: Harold Foster		Capt.: Jim Van Dien		
Date	Played at	Wis.	Opponent	
Dec. 2	Madison	49	Marquette	42
Dec. 8	Madison	51	Loyola (Chicago)	54
Dec. 11	So. Bend	61	Notre Dame	67
Dec. 16	Milwaukee	58	Marquette	61
Dec. 18	Manhattan	58	Kansas State	77
Dec. 19	St. Louis	48	St. Louis U. (OT)	53
Dec. 28	Madison	75	San Jose State	57
Jan. 1	Madison	69	Illinois (OT)	71
Jan. 6	Ann Arbor	61	Michigan	52
Jan. 8	E. Lansing	53	Michigan State	52
Jan. 13	Columbus	74	Ohio State	67
Jan. 15	Madison	68	Northwestern	56
Feb. 1	Madison	60	Butler	35
Feb. 3	Minn'polis	47	Minnesota	44
Feb. 5	Madison	56	Ohio State	51
Feb. 10	Champaign	52	Illinois	63
Feb. 12	Lafayette	46	Purdue	62
Feb. 17	Madison	60	Iowa	73
Feb. 24	Madison	35	Michigan State	29
Feb. 26	Madison	50	Michigan	52
Mar. 3	Madison	61	Purdue	64
Mar. 5	Bloom'gton	58	Indiana	68

#### 1951-1952 (10-12)

Coach: Harold Foster		Capt.: Ed Carpenter		
Date	Played at	Wis.	Opponent	
Dec. 1	Madison	48	Marquette	46
Dec. 8	Madison	53	Notre Dame	63
Dec. 13	Madison	66	Loyola of South	47
Dec. 17	Madison	55	St. Louis U.	54
Dec. 22	Milwaukee	47	Marquette	51
Dec. 27	San Fr'isco	82	Oregon U.	77
Dec. 28	San Fr'isco	49	California U.	68
Jan. 5	Madison	64	Purdue	79
Jan. 7	Champaign	49	Illinois	53
Jan. 12	Madison	58	Ohio State	51
Jan. 19	Evanston	74	Northwestern	58
Jan. 21	E. Lansing	39	Michigan State	50



1945-9

Feb. 6	Ind'polis	62	Butler	60	Feb. 28	Madison	75	Purdue	73
Feb. 9	Madison	47 69	Minnesota	54	Mar. 5	Minn'polis	78	Minnesota	72
Feb. 11	Lafayette	67	Purdue	78					
Feb. 16	Madison	55	Michigan State	57					
Feb. 18	Ann Arbor	55	Michigan	56					
Feb. 23	Madison	48	Indiana	63					
Feb. 25	Madison	69	Michigan	53					
Mar. 1	Columbus	56	Ohio State	69					
Mar. 3	Iowa City	78	Iowa	75					
Mar. 8	Madison	58	Illinois	48					

5-9

1952-1953 (13-9)

Coach: Harold Foster		Co-Capt.: Charles Siefert, Thomas Ward		
Date	Played at	Wis.	Opponent	
Dec. 5	Madison	76	Marquette	55
Dec. 8	N. Orleans	81	Loyola of South	60
Dec. 15	Madison	75	Iowa	70
Dec. 20	Lafayette	59	Purdue	65
Dec. 26	Madison	64	California	57
Dec. 27	Iowa City	64	Oregon U.	66
Dec. 29	Iowa City	66	Iowa	83
Jan. 3	Madison	50	Purdue	46
Jan. 5	Minn'polis	53	Minnesota	64
Jan. 10	Champaign	61	Illinois	71
Jan. 12	Madison	76	Minnesota	74
Jan. 17	Evanston	78	Northwestern	56
Jan. 19	Madison	64	Ohio State	51
Feb. 7	Madison	61	Illinois	65
Feb. 9	Bloom'gton	48	Indiana	66
Feb. 14	Madison	75	Michigan	63
Feb. 16	Madison	70	Indiana	72
Feb. 21	Ann Arbor	74	Michigan	52
Feb. 23	E. Lansing	45	Michigan State	53
Feb. 28	Columbus	69	Ohio State	63
Mar. 7	Madison	74	Northwestern	58
Mar. 9	Madison	58	Michigan State	51

10-8

1953-1954 (12-10)

Coach: Harold Foster		Capt.: Robert Weber		
Date	Played at	Wis.	Opponent	
Dec. 1	Madison	70	Butler	54
Dec. 4	Milwaukee	64	Marquette	56
Dec. 7	Chicago	75	Loyola (Chicago)	54
Dec. 12	Madison	64	Missouri	53
Dec. 14	Madison	65	Oklahoma	69
Dec. 19	Bat. Rouge	82	Louisiana State	66
Dec. 21	N. Orleans	55	Tulane (OT)	57
Dec. 28	Madison	67	Denver U.	48
Jan. 2	Madison	66	Purdue	57
Jan. 4	Bloom'gton	67	Indiana	67
Jan. 9	Iowa City	54	Iowa	71
Jan. 11	Madison	64	Northwestern	47
Jan. 16	Madison	74	Indiana	90
Jan. 18	E. Lansing	57	Michigan State	53
Feb. 6	Columbus	79	Ohio State	73
Feb. 13	Madison	64	Illinois (OT)	70
Feb. 15	Madison	68	Minnesota	78
Feb. 20	Madison	77	Michigan	56
Feb. 22	Champaign	64	Illinois	66
Feb. 27	Lafayette	66	Purdue	71
Mar. 1	Madison	79	Michigan State	56
Mar. 6	Minn'polis	73	Minnesota (OT)	78

6-8

1954-1955 (10-12)

Coach: Harold Foster		Capt.: Richard Cable		
Date	Played at	Wis.	Opponent	
Dec. 4	So. Bend	61	Notre Dame	72
Dec. 6	Madison	80	Western Michigan	68
Dec. 11	Norman	77	Oklahoma	66
Dec. 13	Columbia	56	Missouri	67
Dec. 18	Madison	107	Louisiana State	68
Dec. 20	Madison	66	Tulane	69
Dec. 29	Madison	66	Princeton	64
Jan. 1	Champaign	79	Illinois	64
Jan. 3	Madison	69	Iowa	86
Jan. 8	E. Lansing	77	Mich. State (tv)	94
Jan. 10	Ann Arbor	63	Michigan	90
Jan. 15	Madison	77	Indiana	66
Jan. 17	Ind'polis	57	Butler	53
Feb. 5	Madison	70	Michigan State	73
Feb. 7	Bloom'gton	58	Indiana	65
Feb. 12	Madison	86	Ohio State	63
Feb. 14	Lafayette	63	Purdue	75
Feb. 19	Madison	71	Illinois	99
Feb. 21	Madison	69	Minnesota	71
Feb. 26	Evanston	72	Northwestern	80

1955-1956 (6-16)

Coach: Harold Foster		Capt.: Dick Jorgensen		
Date	Played at	Wis.	Opponent	
Dec. 1	Madison	63	Butler	67
Dec. 5	So. Bend	70	Notre Dame	66
Dec. 10	Madison	66	Kansas (TV)	74
Dec. 12	Madison	62	So. Methodist	75
Dec. 19	Madison	71	Nebraska	52
Dec. 28	Seattle	53	Washington	54
Dec. 29	Bekeley	55	California	62
Dec. 30	Palo Alto	53	Stanford	65
Jan. 2	Madison	66	Purdue	78
Jan. 7	Madison	71	Indiana (TV)	75
Jan. 9	Champaign	77	Illinois	96
Jan. 14	Columbus	98	Ohio State (2 OT)	100
Jan. 16	Madison	69	Michigan	58
Feb. 4	Evanston	79	Northwestern	55
Feb. 6	Madison	74	Iowa	78
Feb. 11	Madison	71	Minnesota	77
Feb. 13	Bloom'gton	69	Indiana	67
Feb. 18	Iowa City	66	Iowa	80
Feb. 20	Madison	71	Ohio State	79
Feb. 25	Ann Arbor	68	Michigan	78
Feb. 28	E. Lansing	82	Michigan State	89
Mar. 3	Madison	76	Northwestern	70

4-10

1956-1957 (5-17)

Coach: Harold Foster		Capt.: Glenn Borland		
Date	Played at	Wis.	Opponent	
Dec. 1	Madison	56	So. Dakota (OT)	58
Dec. 3	Ind'polis	50	Butler	54
Dec. 8	Madison	55	Notre Dame	75
Dec. 10	Lincoln	51	Nebraska	33
Dec. 15	Madison	41	Wash.(St.L.) (TV)	58
Dec. 20	Peoria	62	Bradley	74
Dec. 22	Lawrence	62	Kansas	83
Dec. 29	Madison	64	Yale	46
Jan. 5	Evanston	54	Northwestern	75
Jan. 7	Bloom'gton	68	Indiana	79
Jan. 12	Madison	63	Illinois (TV)	79
Jan. 14	Ann Arbor	62	Michigan	71
Jan. 19	Madison	47	Iowa	70
Jan. 21	Madison	64	Ohio State	67
Feb. 11	Madison	70	Michigan	65
Feb. 16	Columbus	50	Ohio State	63
Feb. 18	Minn'polis	53	Minnesota	85
Feb. 23	Madison	74	Indiana	85
Feb. 25	Madison	62	Michigan State	78
Mar. 2	Lafayette	66	Purdue	85
Mar. 4	Madison	82	Northwestern	69
Mar. 9	Iowa City	60	Iowa	59

3-11

1957-1958 (8-14)

Coach: Harold Foster		Capt.: Glenn Borland		
Date	Played at	Wis.	Opponent	
Dec. 2	Madison	63	South Dakota	56
Dec. 7	Madison	53	Notre Dame	75
Dec. 9	St. Louis	43	Washington(St.L.)	33
Dec. 16	Madison	67	Rice	62
Dec. 19	Madison	59	Butler	58
Dec. 27	Albu'que	61	New Mexico	59
Dec. 28	Albu'que	65	Wyoming	93
Dec. 30	Salt L. City	70	Utah	72
Jan. 4	Madison	59	Illinois	64
Jan. 6	Ann Arbor	49	Michigan	70
Jan. 11	Madison	67	Ohio State (TV)	64
Jan. 13	Champaign	71	Illinois	70
Jan. 18	Lafayette	47	Purdue	62
Jan. 20	Madison	66	Michigan State	52
Feb. 8	Madison	66	Minnesota	62
Feb. 10	Madison	87	Indiana	93
Feb. 15	Madison	76	Purdue	81
Feb. 17	Iowa City	61	Iowa	74
Feb. 22	E. Lansing	59	Michigan State	93
Feb. 24	Minn'polis	63	Minnesota	71
Mar. 1	Evanston	65	Northwestern	82
Mar. 3	Madison	65	Michigan	72

3-11

1958-1959 (3-19)

Coach: Harold Foster		Capt.: Bob Barneson		
Date	Played at	Wis.	Opponent	
Dec. 2	Madison	47	Marquette	76
Dec. 6	Houston	37	Rice	78
Dec. 8	Dallas	63	So. Methodist	81



Dec. 13	Madison	56	Notre Dame	54	Jan. 23	Madison	102	North Dakota State	50
Dec. 15	Madison	68	Missouri	60	Jan. 27	Madison	89	Purdue	85
Dec. 19	Madison	48	Washington	62	Jan. 29	Champaign	85	Illinois	81
Dec. 20	Iowa City	53	California	68	Feb. 3	Minneapolis	94	Minnesota (TV)	88
Dec. 30	Ind'polls	55	Butler	69	Feb. 5	Madison	74	Michigan	81
Jan. 3	Minn'polls	66	Minnesota	79	Feb. 10	Madison	77	Michigan State	72
Jan. 5	Madison	51	Illinois	77	Feb. 12	Bloomington	105	Indiana	94
Jan. 10	Lafayette	61	Purdue	84	Feb. 17	Ann Arbor	65	Michigan	84
Jan. 12	Madison	74	Michigan	84	Feb. 19	Madison	103	Illinois	101
Feb. 2	Madison	57	Michigan State	88	Feb. 24	Evanston	65	Northwestern	64
Feb. 7	Columbus	72	Ohio State	78	Feb. 26	Madison	90	Minnesota	92
Feb. 9	Madison	91	Purdue	86	Mar. 3	Madison	86	Ohio State	67
Feb. 14	Madison	84	Iowa	94	Mar. 10	Iowa City	64	Iowa	81
Feb. 16	Champaign	54	Illinois	93					
Feb. 21	Madison	50	Minnesota (TV)	69					
Feb. 23	Ann Arbor	63	Michigan	87					
Feb. 28	Madison	82	Northwestern	86					
Mar. 2	E. Lansing	73	Michigan State	93					
Mar. 7	Bloom'gton	71	Indiana	97					

1959-1960 (8-16)

Coach: John Erickson		Capt.: Bob Barneson		
Date	Played at	Wis.	Opponent	
Dec. 1	Madison	82	Butler	88
Dec. 5	Madison	53	Iowa State	71
Dec. 7	So. Bend	58	Notre Dame	78
Dec. 12	Madison	85	Loyola (Ill.)	67
Dec. 14	Columbia	66	Missouri	78
Dec. 19	Milwaukee	66	Marquette	84
Dec. 21	Madison	61	Stanford	60
Dec. 26	Buffalo	95	Boston College	82
Dec. 28	Buffalo	65	Canisius	80
Jan. 2	Madison	79	Mich. State (TV)	91
Jan. 4	Madison	64	Iowa	71
Jan. 9	Lafayette	69	Purdue	99
Jan. 11	Madison	69	Northwestern	77
Jan. 27	Madison	92	North Dakota	80
Jan. 30	Minn'polls	72	Minnesota	86
Feb. 6	Madison	85	Indiana	97
Feb. 8	Madison	69	Ohio State	106
Feb. 13	Bloom'gton	71	Indiana	91
Feb. 15	Iowa City	63	Iowa	58
Feb. 20	Madison	75	Illinois	63
Feb. 22	Ann Arbor	88	Michigan (OT)	82
Feb. 27	Columbus	68	Ohio State	93
Feb. 29	Evanston	59	Northwestern	73
Mar. 5	Madison	89	Purdue	80

1960-1961 (7-17)

Coach: John Erickson		Captain: Jim Biggs		
Date	Played at	Wis.	Opponent	
Dec. 1	Indianapolis	58	Butler	73
Dec. 3	Madison	80	Air Force	67
Dec. 5	Ames, Ia.	76	Iowa State	88
Dec. 10	Madison	55	Marquette	51
Dec. 17	Peoria, Ill.	66	Bradley	88
Dec. 20	Madison	89	Nevada	56
Dec. 28	Portland	54	Oregon State	56
Dec. 29	Portland	71	Portland (OT)	79
Dec. 30	Portland	72	Washington State	78
Jan. 7	East Lansing	74	Michigan State	71
Jan. 9	Madison	68	Iowa	70
Jan. 28	Chicago	79	Loyola (Chicago)	87
Jan. 30	Madison	68	Ohio State	100
Feb. 4	Lafayette	58	Purdue	69
Feb. 6	Champaign	73	Illinois	77
Feb. 11	Evanston	52	Northwestern (TV)	54
Feb. 13	Iowa City	61	Iowa	63
Feb. 18	Madison	84	Indiana	58
Feb. 20	Madison	83	Minnesota	75
Feb. 25	Columbus	74	Ohio State	97
Feb. 27	Madison	76	Michigan	68
Mar. 4	Madison	75	Northwestern	61
Mar. 6	Bloomington	69	Indiana	83
Mar. 11	Madison	81	Purdue	88

1961-1962 (17-7)

Coach: John Erickson		Captain: Tom Hughbanks		
Date	Played at	Wis.	Opponent	
Dec. 2	Madison	99	South Dakota	63
Dec. 4	Madison	64	Florida State	63
Dec. 9	Madison	67	Cincinnati	86
Dec. 11	Madison	91	Washington (St. Louis)	63
Dec. 16	Madison	92	Pacific	68
Dec. 20	Milwaukee	75	Marquette	92
Dec. 26	New York	95	Providence	84
Dec. 28	New York	105	Dayton	93
Dec. 30	New York	71	Cincinnati (TV)	101
Jan. 6	Madison	91	Iowa	79
Jan. 8	East Lansing	83	Michigan State	78

1962-1963 (14-10)

Coach: John Erickson		Captain: Tom Gwyn		
Date	Played at	Wis.	Opponent	
Dec. 1	Air Force, Colo.	72	Air Force	64
Dec. 3	Tucson	46	Arizona	51
Dec. 8	Madison	73	Texas Western	59
Dec. 10	Madison	86	Indiana State	87
Dec. 15	Madison	84	Miami (Ohio)	58
Dec. 19	Madison	76	Marquette	58
Dec. 22	Madison	63	UCLA	77
Dec. 28	Milwaukee	94	Utah	72
Dec. 29	Milwaukee	70	Marquette	56
Jan. 5	Lafayette	74	Purdue	66
Jan. 12	Madison	68	Michigan State	75
Jan. 14	Iowa City	56	Iowa	65
Jan. 26	Madison	85	St. John's	52
Feb. 2	Madison	68	Minnesota	69
Feb. 4	Ann Arbor	81	Michigan (TV)	78
Feb. 9	Columbus	70	Ohio State (TV)	94
Feb. 11	Madison	81	Illinois	77
Feb. 16	Madison	78	Northwestern	65
Feb. 18	Minneapolis	48	Minnesota	72
Feb. 23	Champaign	77	Illinois	89
Feb. 25	Madison	102	Indiana	96
Mar. 2	East Lansing	92	Mich. State (OT) (TV)	89
Mar. 4	Madison	75	Iowa	69
Mar. 9	Madison	80	Michigan	82

1963-1964 (8-16)

Coach: John Erickson		Captain: Mike O'Melia		
Date	Played at	Wis.	Opponent	
Dec. 2	Madison	88	Kent State	77
Dec. 7	Madison	76	Ohio U.	77
Dec. 10	Madison	85	Pittsburgh	83
Dec. 14	Cincinnati	60	Cincinnati	65
Dec. 17	Madison	115	Gonzaga	71
Dec. 20	Lexington	85	Kentucky	108
Dec. 21	Lexington	87	Princeton (OT)	90
Dec. 27	Milwaukee	94	Dartmouth	68
Dec. 28	Milwaukee	104	Georgia Tech	84
Jan. 4	Madison	85	Ohio State	101
Jan. 6	East Lansing	90	Michigan State	106
Jan. 11	Evanston	63	Northwestern	76
Jan. 13	Madison	79	Iowa	61
Jan. 28	Milwaukee	72	Marquette	68
Feb. 1	Minneapolis	92	Minnesota	111
Feb. 8	Madison	81	Purdue (TV)	80
Feb. 11	Madison	64	Northwestern	72
Feb. 15	Columbus	74	Ohio State (TV)	92
Feb. 17	Madison	80	Indiana (OT)	82
Feb. 22	Madison	59	Michigan	103
Feb. 24	Bloomington	82	Indiana	18
Feb. 29	Lafayette	83	Purdue	97
Mar. 2	Madison	96	Minnesota	105
Mar. 7	Champaign	73	Illinois	97

1964-1965 (9-13)

Coach: John Erickson		Captain: James Bohan		
Date	Played at	Wis.	Opponent	
Dec. 1	Madison	76	Houston	65
Dec. 8	Pittsburgh	80	Pittsburgh	63
Dec. 12	Madison	87	Bowling Green	56
Dec. 15	Madison	56	Illinois	70
Dec. 18	Milwaukee	85	Boston College	86
Dec. 19	Milwaukee	61	Marquette	62
Dec. 26	Honolulu	70	Boston College	69
Jan. 4	Iowa City	62	Iowa	92
Jan. 9	Minneapolis	57	Minnesota	81
Jan. 11	Madison	76	Purdue	66
Jan. 13	Madison	58	Marquette	59
Jan. 30	Columbus	86	Ohio State	58
Feb. 1	South Bend	98	Notre Dame	50
Feb. 6	Madison	71	Ohio State (TV)	73
Feb. 13	Lafayette	74	Purdue	83
Feb. 16	Madison	91	Minnesota	101
Feb. 20	Bloomington	87	Indiana (TV)	101
Feb. 23	Madison	93	Northwestern (OT)	87

F. b. 27	Madison	99	Michigan State	89
Mar. 2	Ann Arbor	75	Michigan	98
Mar. 6	Evanston	88	Northwestern	76
Mar. 8	Madison	73	Indiana	92

1965-1966 (11-13)

Coach: John Erickson

Co-Captains: Mark Zubor and Ken Gustafson				
Date	Played at	Wis.		Opponent
Dec. 1	Madison	88	Nebraska	101
Dec. 4	Madison	97	Notre Dame	79
Dec. 11	Houston	57	Houston	82
Dec. 14	Madison	70	Illinois	90
Dec. 17	Milwaukee	67	Washington	81
Dec. 18	Milwaukee	93	West Virginia	101
Dec. 20	Madison	76	Montana	72
Dec. 22	Cincinnati	74	Cincinnati	87
Dec. 29	Madison	84	Pennsylvania	70
Jan. 3	Milwaukee	73	Marquette	72
Jan. 8	Madison	69	Iowa	68
Jan. 11	Champaign	64	Illinois	83
Jan. 27	Madison	83	Hardin-Simmons	63
Jan. 29	Madison	67	Michigan (TV)	69
Jan. 31	Columbus	81	Ohio State (OT)	87
Feb. 5	East Lansing	65	Michigan State (TV)	79
Feb. 7	Madison	79	Indiana	78
Feb. 12	Ann Arbor	102	Michigan	120
Feb. 19	Madison	78	Michigan State	77
Feb. 21	Evanston	65	Northwestern	76
Feb. 26	Iowa City	70	Iowa	80
Feb. 28	Madison	90	Northwestern	62
Mar. 5	Madison	69	Purdue	68
Mar. 7	Minneapolis	87	Minnesota	74

1966-1967 (13-11)

Coach: John Erickson

Captain: Dennis Sweeney

Date	Played at	Wis.		Opponent
Dec. 3	Madison	70	Cincinnati (OT)	77
Dec. 10	Bowling Green	69	Bowling Green	81
Dec. 13	Madison	80	Iowa State	73
Dec. 16	Milwaukee	67	Fordham	66
Dec. 17	Milwaukee	88	South Carolina	84
Dec. 19	Champaign	74	Illinois	87
Dec. 28	Los Angeles	56	UCLA	100
Dec. 29	Los Angeles	88	Michigan	98
Dec. 30	Los Angeles	104	Arizona	77
Jan. 4	Madison	60	Marquette	66
Jan. 7	Lafayette	79	Purdue	76
Jan. 10	Madison	98	Michigan	90
Jan. 25	Madison	94	South Dakota	53
Jan. 28	East Lansing	61	Michigan State (TV)	68
Feb. 4	Madison	84	Ohio State (OT)	90
Feb. 11	Bloomington	81	Indiana	93
Feb. 14	Madison	85	Minnesota	75
Feb. 18	Iowa City	96	Iowa (3 OT)	95
Feb. 21	Madison	110	Northwestern	94
Feb. 25	Madison	68	Michigan State	64
Feb. 28	Evanston	82	Northwestern	91
Mar. 4	Detroit	80	Michigan (TV)	79
Mar. 7	Madison	87	Iowa (OT)	90
Mar. 11	Madison	102	Illinois	92

1967-1968 (13-11)

Coach: John Erickson

Co-Captains: Joe Franklin and Mike Carlin

Date	Played at	Wis.		Opponent
Dec. 2	Madison	90	DePauw	68
Dec. 5	Madison	73	Notre Dame	81
Dec. 9	Madison	120	Southern Methodist	82
Dec. 15	Milwaukee	96	Louisiana State	94
Dec. 16	Milwaukee	70	Marquette	62
Dec. 20	Madison	86	Florida	81
Dec. 27	Philadelphia	86	Pennsylvania	67
Dec. 28	Philadelphia	80	Temple	82
Dec. 29	Philadelphia	66	Duquesne	76
Jan. 6	Madison	77	Michigan (TV)	75
Jan. 9	Lafayette	79	Purdue	99
Jan. 11	Milwaukee	56	Marquette	71
Jan. 16	Madison	70	Michigan State	68
Jan. 30	Minneapolis	72	Minnesota	62
Feb. 3	Columbus	64	Ohio State	86
Feb. 6	Madison	60	Illinois	68
Feb. 10	Madison	95	Indiana (TV)	83
Feb. 12	Madison	86	Ohio State	78
Feb. 17	Iowa City	61	Iowa	69
Feb. 24	East Lansing	77	Michigan State	87
Feb. 27	Madison	94	Minnesota	82
Mar. 2	Madison	104	Purdue	84
Mar. 5	Bloomington	85	Indiana	93
Mar. 9	Evanston	75	Northwestern	77

1968-1969 (11-13)

Coach: John Powless

Co-Captains: James Johnson and John Schell

Date	Played at	Wis.		Opponent
Nov. 30	Lincoln, Nebr.	55	Nebraska	18
Dec. 3	Madison	67	Kansas	62
Dec. 7	Madison	94	North Dakota	48
Dec. 11	South Bend	56	Notre Dame	57
Dec. 14	Madison	69	Northern Illinois	67
Dec. 21	Gainesville	66	Florida	71
Dec. 27	Milwaukee	74	Ohio University	68
Dec. 28	Milwaukee	56	Marquette	59
Dec. 31	Chicago (Stad.)	69	Kentucky	65
Jan. 4	Madison	80	Purdue (TV)	86
Jan. 7	East Lansing	67	Michigan State	77
Jan. 11	Columbus	69	Ohio State	84
Jan. 14	Madison	68	Minnesota	61
Jan. 28	Madison	56	Marquette	50
Feb. 1	Champaign	73	Illinois	86
Feb. 4	Madison	63	Indiana	65
Feb. 8	Madison	77	Ohio State	73
Feb. 11	Minneapolis	69	Minnesota	63
Feb. 15	Lafayette	69	Purdue	67
Feb. 22	Madison	76	Michigan State	84
Feb. 25	Bloomington	84	Indiana	101
Mar. 1	Ann Arbor	79	Michigan (TV)	84
Mar. 4	Madison	70	Northwestern	72
Mar. 8	Madison	84	Iowa	74

1969-70 (10-14)

Coach: John Powless

Captain: Albert Henry

Date	Played at	Wis.		Opponent
Dec. 1	Madison	88	Ball State	74
Dec. 6	Dallas	78	Southern Methodist	76
Dec. 8	Lawrence, Kan.	60	Kansas	76
Dec. 13	Madison	69	Southern Illinois	74
Dec. 16	Ames, Iowa	73	Iowa State	81
Dec. 20	Madison	85	Pittsburgh	74
Dec. 26	Milwaukee	81	Utah State	64
Dec. 27	Milwaukee	43	Marquette	74
Jan. 3	Madison	69	Illinois (TV)	74
Jan. 6	Lafayette	74	Purdue	90
Jan. 10	Madison	74	Iowa	92
Jan. 13	Madison	90	Minnesota	84
Jan. 27	Milwaukee	51	Marquette	60
Jan. 31	Madison	72	Ohio University	69
Feb. 3	Champaign	66	Illinois	65
Feb. 7	Madison	89	Michigan State	79
Feb. 10	Iowa City	100	Iowa	119
Feb. 14	Madison	84	Michigan (TV)	74
Feb. 17	Bloomington	77	Indiana	89
Feb. 21	Evanston	75	Northwestern	82
Feb. 24	Madison	86	Ohio State	98
Feb. 28	Ann Arbor	90	Michigan	86
Mar. 3	Madison	82	Northwestern	87
Mar. 7	Columbus	87	Ohio State	96

1970-71 (9-15)

Coach: John Powless

Co-Captains: Dennis Conlon and Clarence Sherrord

Date	Played at	Wis.		Opponent
Dec. 1	Madison	102	Eastern Illinois	84
Dec. 5	Madison	114	Michigan Tech	70
Dec. 8	Pittsburgh	76	Pittsburgh	81
Dec. 12	Madison	94	Loyola (N.O.)	83
Dec. 15	Athens	80	Ohio University	81
Dec. 19	Madison	96	Tulane	77
Dec. 29	Milwaukee	89	Texas	73
Dec. 30	Milwaukee	69	Marquette	72
Jan. 9	Madison	89	Michigan (TV)	90
Jan. 12	Champaign	82	Illinois	84
Jan. 16	Columbus	69	Ohio State	83
Jan. 19	Madison	87	Northwestern	72
Feb. 2	Madison	75	Marquette	89
Feb. 6	Madison	91	Iowa	93
Feb. 9	Carbondale	75	Southern Illinois	86
Feb. 13	Evanston	91	Northwestern	101
Feb. 16	Madison	71	Ohio State	79
Feb. 20	East Lansing	78	Michigan State	97
Feb. 23	Madison	88	Illinois	84
Feb. 27	Iowa City	89	Iowa	83
Mar. 2	Madison	94	Indiana	87
Mar. 6	Minneapolis	98	Minnesota	104
Mar. 9	Madison	77	Purdue	81
Mar. 13	Ann Arbor	73	Michigan (TV)	93

1971-72 (13-11)

Coach: John Powless

Captain: Bob Fraser

Dec. 1	Madison	107	Michigan Tech	74
Dec. 4	New Orleans	70	Tulane	72
Dec. 6	New Orleans	67	Loyola (N. O.)	66



Dec. 8	Madison	92	DePauw	69
Dec. 11	Madison	104	Northern Michigan	65
Dec. 13	Madison	90	Florida Tech	58
Dec. 18	Madison	80	Pittsburgh	63
Dec. 27	Milwaukee	83	Marshall	85
Dec. 28	Milwaukee	82	Georgetown	62
Jan. 3	Milwaukee	60	Marquette	72
Jan. 8	Madison	81	Iowa (TV)	80
Jan. 11	East Lansing	76	Michigan State	83
Jan. 15	Bloomington	66	Indiana (OT)	64
Jan. 18	Madison	59	Minnesota	65
Feb. 5	Columbus	69	Ohio State	79
Feb. 12	Madison	76	Indiana (OT)	84
Feb. 15	Lafayette	84	Purdue	65
Feb. 19	Minneapolis	73	Minnesota	76
Feb. 22	Madison	66	Purdue	60
Feb. 26	Champaign	86	Illinois	91
Feb. 29	Madison	101	Michigan State	74
Mar. 4	Madison	82	Northwestern	90
Mar. 7	Ann Arbor	70	Michigan	93
Mar. 11	Madison	97	Illinois	84

1972-73 (11-13)

COACH: JOHN POWLESS		CAPTAIN: LEON HOWARD		
Date:	Place:	Wis.	Opponent	
Nov. 25	Los Angeles	53	UCLA	94
Dec. 2	Madison	100	SIU-Edwardsville	74
Dec. 4	Tulsa, Okla.	76	Oral Roberts	90
Dec. 9	Madison	87	South Dakota	63
Dec. 19	Madison	77	West Virginia	59
Dec. 29	Milwaukee	90	Yale	64
Dec. 30	Milwaukee	73	Marquette (2 ot)	75
Jan. 3	Pittsburgh	72	Pittsburgh	70
Jan. 6	Madison	64	Indiana	78
Jan. 8	Champaign	74	Illinois	76
Jan. 13	Minneapolis	54	Minnesota	78
Jan. 20	Madison	93	Michigan St.	80
Jan. 22	Lafayette	59	Purdue	66
Jan. 27	Evanston	73	Northwestern	74
Jan. 29	Madison	64	Minnesota	81
Feb. 3	Madison	84	Ohio State	76
Feb. 6	Madison	58	Marquette	64
Feb. 10	Madison	99	Illinois	88
Feb. 17	Iowa City	76	Iowa	108
Feb. 20	Athens, O.	82	Ohio Univ.	68
Feb. 24	Bloomington	55	Indiana	57
Feb. 26	Madison	71	Purdue	63
Mar. 3	Madison	94	Michigan	79
Mar. 10	East Lansing	78	Michigan St.	79

1973-74 (16-8)

COACH: JOHN POWLESS		CAPTAIN: KIM HUGHES		
Date:	Place:	Wis.	Opp.	
Dec. 1	Madison	77	Rollins College	55
Dec. 3	Madison	97	California-Davis	53
Dec. 8	Madison	88	No. Dakota State	60
Dec. 15	Madison	92	DePauw	51
Dec. 19	Morgantown	69	West Virginia	62
Dec. 22	Madison	73	UW-Milwaukee	46
Dec. 28	Milwaukee	74	SMU	73
Dec. 29	Milwaukee	48	Marquette (ot)	49
Jan. 5	Madison	87	Northwestern	53
Jan. 9	Madison	69	Ohio University	68
Jan. 12	Bloomington	51	Indiana	52
Jan. 19	Madison	101	Illinois	75
Jan. 26	Madison	69	Ohio State	64
Jan. 28	Ann Arbor	75	Michigan	83
Feb. 2	Minneapolis	63	Minnesota (ot)	64
Feb. 5	Milwaukee	58	Marquette	59
Feb. 9	Madison	113	Iowa	87
Feb. 11	Madison	63	Indiana	81
Feb. 16	W. Lafayette	80	Purdue	107
Feb. 23	Columbus, O.	68	Ohio State	56
Feb. 25	Madison	74	Michigan	79
Mar. 2	Madison	87	Michigan State	80
Mar. 4	Iowa City	74	Iowa	58
Mar. 9	Evanston	77	Northwestern	62

JAPAN TRIP — 1974 (8-0)

July 14	Tokyo	83	Japan Nationals	64
July 16	Niigata	96	Japan Nationals	57
July 18	Fukui	86	Japan Nationals	66
July 20	Kyoto	77	Japan Nationals	54

July 21	Kobe	83	Japan Nationals	65
July 23	Sapparo	98	Japan Nationals	46
July 24	Tokyo	88	Japan Nationals	61
July 25	Tokyo	84	Japan Nationals	68

1974-75 (8-18)

Coach: John Powless		Captain: Dale Koehler		
Date:	Place:	Wis.	Opp.	
Nov 30	Madison	71	—Ohio University	62
Dec 4	Madison	60	—St. Mary's (Cal.)	62
Dec 7	Madison	86	—Iowa State	84
Dec 18	Madison	67	—Stanford	89
Dec 21	Madison	79	—Brown	68
Dec 27	Milwaukee	78	—Virginia	86
Dec 28	Milwaukee	89	—Georgia (OT)	91
Jan 2	Madison	46	—Minnesota	61
Jan 4	Evanston, Ill.	66	—Northwestern	69
Jan 11	Lafayette, Ind.	49	—Purdue	88
Jan 13	Champaign, Ill.	56	—Illinois	72
Jan 18	Madison	67	—Ohio State	69
Jan 20	Madison	69	—Indiana	89
Jan 25	E. Lansing, MI	87	—Michigan State	105
Jan 27	Ann Arbor, MI	74	—Michigan (OT)	75
Feb 1	Madison	86	—Iowa (OT)	85
Feb 4	Madison	63	—Marquette	69
Feb 8	Madison (TV)	64	—Purdue	69
Feb 10	Madison	76	—Illinois	70
Feb 15	Columbus, O	70	—Ohio State	76
Feb 17	Bloomington, Ind.	58	—Indiana	93
Feb 22	Madison	103	—Michigan State	96
Feb 24	Madison	70	—Michigan	68
Mar 1	Iowa City	68	—Iowa	75
Mar 3	Minneapolis	58	—Minnesota	65
Mar 8	Madison	94	—Northwestern	70

1975-76 (10-16)

Coach: John Powless		Capt.: Dale Koehler		
Date:	Place:	Wis.	Opponent	
Nov. 29	Madison	105	DePauw	63
Dec. 3	Madison	87	North Dakota St.	79
Dec. 6	Madison	88	Loyola (Chicago)	73
Dec. 8	Madison	97	Northern Illinois	77
Dec. 13	Madison	92	Northern Michigan	59
Dec. 16	Milwaukee	54	Marquette	78
Dec. 29	Milwaukee	70	Stanford	64
Dec. 30	Milwaukee	66	Marquette	82
Jan. 3	Madison	70	Michigan State	63
Jan. 5	Madison	82	Ohio State (OT)	81
Jan. 8	Madison	81	Michigan	106
Jan. 10	Lafayette	72	Purdue	87
Jan. 12	Champaign	61	Illinois	71
Jan. 17	Madison (tv)	71	Iowa	81
Jan. 19	Madison	84	Minnesota	96
Jan. 24	Evanston	60	Northwestern	62
Jan. 31	Bloomington	61	Indiana	114
Feb. 2	Ann Arbor	86	Michigan	107
Feb. 7	Madison	74	Purdue	85
Feb. 9	Madison	59	Illinois	73
Feb. 14	Iowa City	82	Iowa	96
Feb. 16	Minneapolis	74	Minnesota	98
Feb. 21	Madison	77	Northwestern	90
Feb. 26	Madison	67	Indiana	96
Mar. 1	Columbus	91	Ohio State	79
Mar. 6	East Lansing	86	Michigan State	82

1976-77 (9-18)

Coach: William L. Coffield		Capt.: Pete Brey		
Date:	Place:	Wis.	Opp.	
Nov. 27	Lexington	64	Kentucky	72
Dec. 2	Madison	82	St. Mary's (Cal.)	76
Dec. 6	Madison	68	DePaul	66
Dec. 11	Palo Alto	66	Stanford	70
Dec. 13	DeKalb	57	Northern Illinois	81
Dec. 15	Madison	71	Loyola (Chicago)	68
Dec. 27	Milwaukee	74	Boston College	66
Dec. 28	Milwaukee	57	Marquette	64
Jan. 6	East Lansing	61	Michigan State	84
Jan. 8	Ann Arbor	63	Michigan	66
Jan. 13	Madison	58	Ohio State	60
Jan. 15	Madison	64	Indiana	79
Jan. 20	Madison	61	Northwestern	60
Jan. 22	Minneapolis	64	Minnesota	82
Jan. 24	Lafayette	71	Purdue	81
Jan. 27	Madison	64	Michigan	69
Jan. 29	Madison	87	Michigan State (3 ot)	83



Feb. 16 Lafayette 61 Purdue 69

Feb. 3	Champaign	72	Illinois	82
Feb. 5	Iowa City	73	Iowa	90
Feb. 10	Madison	76	Purdue	74
Feb. 12	Madison	62	Illinois	50
Feb. 19	Evanston	88	Northwestern	98
Feb. 21	Madison	58	Marquette	73
Feb. 24	Bloomington	66	Indiana	64
Feb. 26	Columbus	80	Ohio State (OT)	82
Mar. 3	Madison	61	Minnesota	64
Mar. 5	Madison	93	Iowa (2 OT)	94

1977-78 (8-19)

Coach: William L. Cofield			Capt.: James Smith	
Date:	Place	Wis.	Opp.	
Dec. 1	Madison	72	UW-Milwaukee	66
Dec. 3	Madison	96	Canisius	70
Dec. 7	Washington	74	George Washington	77
Dec. 9	Providence	62	Providence	73
Dec. 12	Ames	73	Iowa State	82
Dec. 14	Madison	62	DePaul	85
Dec. 29	Madison	71	Loyola	70
Dec. 31	Madison	74	Northern Illinois (ot)	73
Jan. 5	Columbus	61	Ohio State	77
Jan. 7	East Lansing	63	Michigan State	74
Jan. 12	Madison	70	Purdue	79
Jan. 14	Madison	78	Indiana	65
Jan. 19	Ann Arbor	64	Michigan	83
Jan. 21	Madison	51	Minnesota	61
Jan. 28	Madison	85	Northwestern (tv)	93
Jan. 30	Iowa City	73	Iowa	88
Feb. 2	Champaign	71	Illinois	74
Feb. 4	Madison	82	Iowa	72
Feb. 9	Minneapolis	55	Minnesota	64
Feb. 11	Madison	80	Illinois	73
Feb. 14	Milwaukee	64	Marquette	75
Feb. 16	Madison	66	Michigan	68
Feb. 18	Evanston	81	Northwestern	80
Feb. 3	Bloomington	54	Indiana	58
Feb. 25	West Lafayette	78	Purdue (tv)	87
Mar. 2	Madison	75	Michigan State	89
Mar. 4	Madison	78	Ohio State	83

1978-79 (12-15)

Coach: William L. Cofield			Capt.: Arnold Gaines Joe Chrnlich	
Date:	Place	Wis.	Opp.	
Nov. 24	Madison	74	UW-Milwaukee	55
Nov. 28	New York	73	St. John's	68
Dec. 1	Madison	89	Long Island	70
Dec. 2	Madison	66	St. Louis	63
Dec. 9	Madison	79	Loyola (Chicago)	74
Dec. 16	Chicago	78	DePaul	84
Dec. 23	Madison	65	Marquette	52
Dec. 28	Louisville	53	Louisville	70
Dec. 29	Louisville	69	Oral Roberts	102
Jan. 4	East Lansing	55	Michigan State	84
Jan. 6	Columbus	71	Ohio State	82
Jan. 11	Madison	95	Northwestern	82
Jan. 13	Madison	77	Michigan	66
Jan. 18	Madison	74	Illinois	81
Jan. 20	Minneapolis	72	Minnesota	82
Jan. 25	Bloomington	61	Indiana	82
Jan. 27	West Lafayette, IN	60	Purdue (TV)	73
Feb. 1	Madison	64	Iowa	70
Feb. 3	Madison	48	Purdue	54
Feb. 8	Madison	72	Minnesota	74
Feb. 10	Iowa City, IA	65	Iowa (TV)	79
Feb. 15	Champaign, IL	64	Illinois	81
Feb. 17	Madison	62	Indiana (ot)	68
Feb. 22	Ann Arbor, MI	66	Michigan	65
Feb. 24	Evanston, IL	72	Northwestern	70
Mar. 1	Madison	76	Ohio State	73
Mar. 3	Madison	83	Michigan State	81

1979-80 (15-14)

Coach: William L. Cofield			Capt.: Joe Chrnlich Robert Jenkins	
Date:	Place	Wis.	Opp.	
Nov. 30	Madison	99	Oklahoma City	92
Dec. 1	Madison	68	East Tennessee St.	56
Dec. 5	Chicago, IL	77	DePaul	90
Dec. 8	Madison	62	Alabama	66
Dec. 12	Madison	69	Eastern Michigan	57
Dec. 15	Milwaukee	57	Marquette	56
Dec. 22	Madison	103	Cleveland State	78
Dec. 23	Madison	94	Morgan State	42
Dec. 27	Honolulu, HI	82	Nebraska (ot)	83
Dec. 29	Honolulu, HI	86	Nevada-Reno	61
Dec. 30	Honolulu, HI	78	Army	54
Jan. 3	Madison	75	Northwestern	66

Jan. 5	Madison	52	Indiana	60
Jan. 10	Minneapolis, MN	76	Minnesota (ot)	82
Jan. 12	Iowa City, IA	65	Iowa	66
Jan. 17	East Lansing, MI	61	Michigan State	62
Jan. 19	Madison	64	Illinois	69
Jan. 24	Madison	60	Purdue (ot)	73
Jan. 26	Columbus, OH	72	Ohio State	71
Jan. 31	Madison	69	Michigan (ot)	73
Feb. 7	Champaign, IL	50	Illinois	67
Feb. 9	Ann Arbor, MI	59	Michigan	68
Feb. 14	Madison	80	Michigan	66
Feb. 21	Madison	62	Iowa	58
Feb. 23	Madison	70	Minnesota	55
Feb. 28	Bloomington, IN	52	Indiana	61
Mar. 1	Evanston, IL	50	Northwestern	53

1980-81 (11-16)

Coach: William L. Cofield			Capt.: Dan Hastings	
Date:	Place	Wis.	Opp.	
Dec. 1	Tuscaloosa, AL	75	Alabama	90
Dec. 5	Madison	77	Kentucky State	65
Dec. 6	Madison	68	UW-Green Bay (2 ot)	66
Dec. 9	Madison	85	Ball State	72
Dec. 12	Charlotte, NC	63	Davidson	67
Dec. 1	Charlotte, NC	71	UNC-Charlotte	63
Dec. 22	Madison	58	Texas Southern	49
Dec. 31	Madison	69	Central Michigan	62
Jan. 8	Minneapolis	60	Minnesota	76
Jan. 10	Evanston	48	Northwestern	50
Jan. 15	Madison	66	Iowa	76
Jan. 17	Madison	69	Purdue	71
Jan. 22	Madison	63	Michigan State	62
Jan. 24	Champaign	54	Illinois	45
Jan. 29	Columbus	67	Ohio State	71
Jan. 31	Madison	67	Michigan	74
Feb. 5	Bloomington	64	Indiana	89
Feb. 7	Ann Arbor	64	Michigan	71
Feb. 12	Madison	65	Illinois	84
Feb. 14	Madison	52	Indiana	59
Feb. 19	East Lansing	65	Michigan State	74
Feb. 21	Madison	77	Ohio State	63
Feb. 26	West Lafayette	61	Purdue	72
Feb. 28	Iowa City	75	Iowa	96
Mar. 5	Madison	60	Northwestern	57
Mar. 7	Madison	60	Minnesota (ot)	58
Mar. 10	Madison	53	Marquette	64

1981-82 (6-21)

Coach: William L. Cofield			Capt.: John Bailey Steve Jacobson, Gary Zinkgraf	
Date:	Place	Wis.	Opp.	
Dec. 4	Madison	66	Illinois-Chicago	74
Dec. 5	Madison	77	UW-Green Bay	65
Dec. 9	Mt. Pleasant	68	Central Michigan	71
Dec. 12	Madison	71	Ball State	70
Dec. 21	Madison	65	Northern Iowa	53
Dec. 27	Portland	82	Oregon	85
Dec. 28	Portland	67	Tennessee	79
Dec. 29	Portland	79	Iowa State	103
Jan. 7	Ann Arbor	65	Michigan	63
Jan. 9	Columbus	59	Ohio State	67
Jan. 14	Madison	55	Northwestern	61
Jan. 16	Madison	62	Iowa	78
Jan. 21	Madison	57	Minnesota	78
Jan. 23	East Lansing	58	Michigan State	68
Jan. 28	Madison	56	Indiana	62
Jan. 30	West Lafayette	67	Purdue	81
Feb. 4	Champaign	54	Illinois	88
Feb. 6	Madison	46	Purdue	55
Feb. 11	Minneapolis	60	Minnesota	71
Feb. 13	Madison	60	Illinois	68
Feb. 18	Bloomington	57	Indiana	88
Feb. 20	Madison	65	Michigan State	60
Feb. 25	Iowa City	55	Iowa	79
Feb. 27	Evanston	61	Northwestern	60
Mar. 4	Madison	75	Ohio State	77
Mar. 6	Madison	84	Michigan	91
Mar. 9	Milwaukee	64	Marquette	94

## NOTES

### **18 Leagues To Experiment With Rules**

Eighteen conferences have been granted permission by the NCAA to experiment with basketball rules in five areas during the 1983-84 season.

Those conferences that were granted experimentation rights are:

**45-second shot clock, entire game** — Big Sky Conference, Central Intercollegiat Athletic Association (Division II), Eastern College Athletic Conference North Atlantic.

**45-second shot clock, off final four minutes** — Atlantic Coast Conference, Atlantic 10 Conference, Big East Conference, Great Lakes Valley Conference (Division II), Ohio Valley Conference, Pacific Coast Athletic Association, Southeastern Conference, Southland Conference, Southwest Athletic Conference, Sun Belt Conference.

**Three-point play, 19 feet, nine inches** — Iowa Intercollegiate Athletic Conference (Division III), Minnesota Intercollegiate Athletic Conference (Division III), Southern Conference, Trans American Athletic Conference.

**Coaching box** — Metro Atlantic Athletic Conference, Southeastern, Southland, Southwest.

## PAST WISCONSIN COACHES



**James C. Elsom**  
1899-1904



**Emmett D. Angell**  
1905-1908



**Haskell Noyes**  
1908-1911



**Dr. Walter Meanwell**  
1912-1917, 1921-1934



**Guy S. Lowman**  
1918-1920



**Harold E. Foster**  
1935-1959



**John E. Erickson**  
1960-1968



**John D. Powless**  
1969-1976



**William L. Cofield**  
1977-1982

## WISCONSIN BASKETBALL COACHES RECORDS

Coach	Years	Overall				Big Ten			
		G	Won	Lost	Pct	G	Won	Lost	Pct
James C. Elsom	6	38	24	14	.632	—	—	—	—
Emmett D. Angell	4	58	43	15	.741	25	19	6+	760
Haskell Noyes	3	41	26	15	.634	33	18	15	545
Walter E. Meanwell	20	346*	246	99	.712	238	158	80	660
Guy Lowman	3	53	34	19	.559	36	19	17	528
Harold E. Foster	25	532	265	267	.498	325	143	182	440
John E. Erickson	9	214	100	114	.467	126	52	74	413
John D. Powless	8	196	88	108	.449	120	42	78	350
William L. Cofield	6	164	61	103	.372	108	30	78	.278
Steve Yoder	1	28	8	20	.286	18	3	15	.167
<b>Totals</b>	<b>85</b>	<b>1670</b>	<b>895</b>	<b>774</b>	<b>.536</b>	<b>1029</b>	<b>484</b>	<b>545</b>	<b>.470</b>

\*Tie game with DePauw in 1925 by 25-25 score in three overtimes.

+Includes play-off game for 1908 conference championship won by Chicago 18-16.

### Table of Championships Won in Big Ten Play

Angell—1907

Meanwell—1912, 1913, 1914, 1916, 1921, 1923(t), 1924(t), 1929(t)

Lowman—1918

Foster—1935, 1941, 1947

Note: 1941 Wisconsin Big Ten Championship won NCAA title



## ALL-TIME CONFERENCE STANDINGS 1905 through 1983

	Won	Lost	Pct	Years	Games
Indiana	562	417	.574	76a	979
Purdue	577	436	.570	78	1,013
Illinois	578	452	.561	78	1,030
Ohio State	495	447	.525	71b	942
Iowa	471	466	.503	71d	937
Michigan	447	447	.500	66c	894
Minnesota	507	514	.497	76	1,021
Michigan State	241	261	.480	32e	502
Wisconsin	486	542	.473	78	980
Northwestern	363	617	.370	75f	980
Chicago	168	296	.362	40g	464
Totals:	4,895	4,895	.500	78	(4,895)

a—Missed 1906-07 season

b—Joined Conference in 1912-13 season

c—Started basketball competition in 1917-18

d—Missed 1905, 1906, 1907, and 1929 seasons

e—Joined Conference in 1950-51 season

f—Missed 1905, 1906 and 1907 seasons

g—Didn't compete in 1944-45 seasons, dropped out of Conference after 1945-46 season

### Big Ten Playoff Games (not included in above totals):

1908—Chicago 18, Wisconsin 16 (played at Wisconsin, 1,500 att.)

1968—Ohio State 85, Iowa 81 (played at Purdue, 4,812 att.)

1974—Michigan 74, Indiana 67 (played at Illinois, 15,109 att.)

## BIG TEN PAST CHAMPIONS (MODERN ERA, 1939-40 to Present)

1939-40—Purdue (16-4, BT 10-2)

**1940-41—Wisconsin (20-3, BT 11-1)**

1941-42—Illinois (18-5, BT 13-2)

1942-43—Illinois (17-1, BT 12-0)

1943-44—Ohio State (14-7, BT 10-2)

1944-45—Iowa (17-1, BT 11-1)

1945-46—Ohio State (16-5, BT 10-2)

**1946-47—Wisconsin (16-6, BT 9-3)**

1947-48—Michigan (15-5, BT 10-2)

1948-49—Illinois (21-4, BT 10-2)

1949-50—Ohio State (22-4, BT 11-1)

1950-51—Illinois (22-5, BT 13-1)

**1951-52—Illinois (22-4, BT 12-2)**

1952-53—Indiana (23-3, BT 17-1)

1953-54—Indiana (20-4, BT 12-2)

1954-55—Iowa (19-7, BT 11-3)

1955-56—Iowa (20-6, BT 13-1)

**1956-57—Indiana (14-8, BT 10-4)**

1957-58—Indiana (13-11, BT 10-4)

1958-59—Michigan State (19-4, BT 12-2)

1959-60—Ohio State (25-3, BT 13-1)

1960-61—Ohio State (27-1, BT 14-0)

**1961-62—Ohio State (26-2, BT 13-1)**

1962-63—Ohio State (20-4, BT 11-3)

1963-64—Michigan (23-5, BT 11-3) and Ohio State (16-8, BT 11-3)

1964-65—Michigan (24-4, BT 13-1)

1965-66—Michigan (18-8, BT 11-3)

**1966-67—Indiana (18-8, BT 10-4)**

1967-68—Ohio State (21-8, BT 10-4) and Iowa (16-9, BT 10-4)

1968-69—Purdue (23-5, BT 13-1)

1969-70—Iowa (20-6, BT 14-0)

1970-71—Ohio State (20-6, BT 13-1)

**1971-72—Minnesota (18-7, BT 11-3)**

1972-73—Indiana (22-6, BT 11-3)

1973-74—Michigan (22-5, BT 12-2) and Indiana (23-5, BT 12-2)

1974-75—Indiana (31-1, BT 18-0)

1975-76—Indiana (32-0, BT 18-0)

**1976-77—Michigan (24-3, BT 16-2)**

1977-78—Michigan State (24-4, BT 15-3)

1978-79—Michigan State (26-6, BT 13-5) Purdue (27-8, BT 13-5), and Iowa (20-8, BT 13-5)

1979-80—Indiana (21-8, BT 13-5)

1980-81—Indiana (26-9, BT 14-4)

**1981-82—Minnesota (23-6, BT 14-4)**

1982-83—Indiana (24-6, BT 13-5)

## WISCONSIN'S TOP TWENTY CAREER SCORING LEADERS

Player	Seasons		Big Ten Games				All Games Played			
	No.	Years	G	FG	FT	Pts.	G	FG	FT	Pts.
Claude Gregory	4	1977-81	72	431	285	1147	110	656	433	1745
Clarence Sherrrod	3	1968-71	42	316	254	886	72	500	408	1408
Wes Matthews	3	1977-80	41	279	177	735	69	489	273	1251
Joe Franklin	3	1965-68	42	274	191	739	72	459	279	1215
Dale Koehler	4	1972-76	51	306	166	778	78	478	244	1200
Dick Cable	4	1951-55	60	290	230	810	82	432	316	1180
Joe Chrnlich	4	1976-80	72	299	163	761	109	465	241	1171
Don Rehfeldt	4	1945-50	44	254	167	675	81	451	267	1169
Leon Howard	3	1970-73	40	256	189	701	70	433	299	1165
James Johnson	3	1966-69	42	258	167	683	72	423	301	1147
Ken Siebel	3	1960-63	42	271	196	738	71	401	282	1084
Larry Petty	4	1977-81	72	256	139	651	110	425	216	1066
Chuck Nagle	3	1966-69	42	262	121	645	72	438	188	1064
Ab Nicholas	3	1949-52	40	212	181	605	66	352	278	982
Kim Hughes	3	1971-74	42	241	87	569	72	412	155	979
Bob Litzow	3	1955-58	42	281	77	639	66	418	102	938
Ken Gustafson	3	1963-66	42	198	106	502	70	363	195	921
Paul Morrow	3	1951-54	46	197	224	618	66	299	307	905
Mark Zubor	3	1963-66	42	195	100	490	70	348	205	901
Cory Blackwell	2	1981-83	36	233	105	<del>572</del> 920	55	362	151	<del>876</del> 1405
Bob Cook	3	1945-48	35	195	112	502	62	323	201	847

## WISCONSIN'S TOP TWENTY CAREER REBOUNDING LEADERS\*

Name	No.	Years	Reb.	Name	No.	Years	Reb.
Claude Gregory	4	1977-81	904	Ken Siebel	3	1960-63	543
Joe Franklin	3	1965-68	858	Kerry Hughes	3	1971-74	540
Joe Chrnlich	4	1976-80	841	Tom Hughbanks	3	1959-62	533
Kim Hughes	3	1971-74	806	James Johnson	3	1966-69	529
Larry Petty	4	1977-81	718	Leon Howard	3	1970-73	529
Dale Koehler	4	1972-76	680	Mark Zubor	3	1963-66	518
Paul Morrow	3	1951-54	648*	Clarence Sherrrod	3	1968-71	518
Tom Gwyn	3	1960-63	641	Ken Gustafson	3	1963-66	496
Jack Brens	3	1961-64	574	Brad Sellers	2	1981-83	473
Bill Pearson	4	1974-78	549	Al Henry	3	1967-70	462
				Ab Nicholas	2	1950-52	461*

\*Rebounding totals since 1950-51 season. Totals not kept prior to then.

\*\*Rebound totals for 1952-53 season do not include road game totals.

### NOTE:

Badgers played 22 game schedule from 1949-50 through 1958-59 and also in 1964-65.

Badgers played 24 game schedule from 1959-60 through 1963-64 and also from 1965-66 through 1973-74.

Badgers played 26 games in 1974-75 and 1975-76; 27 games from 1976-77 through 1978-79; and 29 games in 1979-80.

Badgers played 12 Big Ten games in 1949-50.

Badgers played 14 game Big Ten schedule from 1950-51 through 1973-74, except for 18 game schedule in 1952-53. Since 1973-74 season, Badgers have played 18 game schedule.

## FIELD HOUSE RECORDS

### Team Records—Single Game

- Most points scored by one team—120, by Wisconsin (vs SMU, Dec. 9, 1967). For Big Ten game—113, by Wisconsin (vs. Iowa, Feb. 9, 1974).
- Most points scored by both teams—204 (Wisconsin 103, Illinois 101, Feb. 19, 1962) and (Wisconsin 110, Northwestern 94, Feb. 21, 1967). For Non-Conference game—202 (Wisconsin 120, SMU 82, Dec. 9, 1967).
- Most field goals scored—48, by Wisconsin (vs. Gonzaga, Dec. 17, 1963) and (vs. SMU, Dec. 9, 1967). For Big Ten game—45, by Ohio State (vs. Wisconsin, Feb. 19, 1962).
- Most field goals scored, both teams, single game—85 (Wisconsin 43, Illinois 42, Feb. 19, 1962).
- Most free throws scored—40, by Wisconsin vs. Minnesota, Jan. 12, 1953.
- Most free throws attempted—48 by Wisconsin vs. Minnesota, Jan. 12, 1953.
- Best free throw percentage by both teams—1,000 (Purdue made 25 of 25 free throws and Wisconsin made 22 of 22 on Feb. 7, 1976).
- Best field goal shooting average—.625 by Wisconsin (vs. Michigan State, Jan. 20, 1973). For opponent—.644 by Northwestern (vs. Wisconsin 29 of 45 attempts, Jan. 3, 1980).
- Most personal fouls by one team—39 by Marquette vs. Wisconsin, Dec. 4, 1949. For Big Ten game—35 by Purdue, Jan. 5, 1952; for Wisconsin 33 vs. Notre Dame, Dec. 4, 1965; for Wisconsin in Big Ten game, 30 vs. Illinois, Jan. 1, 1951, and vs. Illinois, Jan. 19, 1974.

### Individual Records—Single Game

- Most points scored—50, by Terry Dischinger, Purdue (17FG, 16FT), Jan. 27, 1962. For Wisconsin—42 by Ken Barnes, Wisconsin, vs. Indiana, March 8, 1965 (15 FG, 2 FT).
- Most field goals scored—17, by Terry Dischinger, Purdue (vs. Wisconsin), Jan. 27, 1962. For Wisconsin player—16, by Bob Litzow (vs. Indiana), Feb. 10, 1958.
- Most free throws scored—17 by Dale Koehler, Wisconsin vs. Loyola (Ill.), Dec. 6, 1975; **For Big Ten game**—16, by Terry Dischinger, Purdue vs. Wisconsin, Jan. 27, 1962.
- Most free throws attempted—23, by Dale Koehler, Wisconsin vs. Loyola (Ill.), Dec. 6, 1975; (made 17) **For Big Ten game**—20, by Don Nelson, Iowa vs. Wisconsin, Jan. 4, 1960 (made 14).
- Best field goal percentage—1.000 by Joe Chnelich vs. Loyola (8 of 8 attempts), Dec. 9, 1978. **For Big Ten game**—.923 by Albert Henry vs. Minnesota (12 of 13 attempts), Jan. 13, 1970. For opponent—.929 by Quinn Buckner, Indiana vs. Wisconsin (13 of 14 attempts), Jan. 20, 1975.
- Best free throw percentage—1.000 by Clarence Sherrod, Wisconsin vs. Ohio State, (12 of 12 attempts) Feb. 24, 1970; 1.000 by Claude Gregory, Wisconsin vs. Northwestern (10 of 10 attempts), Jan. 11, 1979.

## WISCONSIN SINGLE GAME SUPERLATIVES

### MOST FIELD GOALS

- 16 Bob Litzow vs. Indiana 2/10/58
- 15 Ken Barnes vs. Indiana 3/8/65
- 15 Joe Franklin vs. Michigan 1/6/68
- 15 Joe Franklin vs. Mich. State 1/16/68
- 15 Chuck Nagle vs. Purdue 3/2/68
- 15 Clarence Sherrod vs. Eastern Ill. 12/1/70
- 15 Dale Koehler vs. Iowa 2/1/75
- 15 Dale Koehler vs. Michigan 2/2/76

### MOST FIELD GOAL ATTEMPTS

- 37 Don Rehfeldt vs. Iowa 2/28/49
- 32 Don Rehfeldt vs. Iowa 2/18/50
- 32 Bob Litzow vs. Indiana 2/10/58
- 31 Don Rehfeldt vs. UCLA 12/23/48
- 30 Bob Litzow vs. Ohio State 1/21/56
- 30 Cory Blackwell vs. Minnesota 2/19/83



**BEST FIELD GOAL PERCENTAGE**

- (10+ Att.)  
 .923 Al Henry vs. Minnesota (12-13)  
 1/13/70  
 .900 Larry Petty vs. Illinois (9-10)  
 1/18/79  
 .875 Leon Howard vs. Mich. St. (14-16)  
 1/20/73  
 .846 Walter Holt vs. Rice (11-13)  
 12/16/57  
 .846 Wes Matthews vs. Morgan St.  
 (11-13) 12/23/79.

**MOST REBOUNDS**

- 30 Paul Morrow vs. Purdue 1/3/53  
 27 Joe Franklin vs. Purdue 3/2/68  
 26 Mark Zubor vs. Gonzaga 12/17/63  
 25 Joe Chrnlich vs. St. Mary's (CA)  
 12/2/76  
 23 Curt Mueller vs. Northwestern 3/3/56  
 23 Jack Brens vs. St. John's 1/26/63  
 23 Ken Barnes vs. Indiana 3/8/65  
 23 Joe Franklin vs. Illinois 12/19/66

**MOST ASSISTS**

- 13 Wes Matthews vs. Army 12/30/79  
 11 Dick Cable vs. California 12/20/52  
 11 Jim Smith vs. Northwestern 2/19/77  
 11 Joe Chrnlich vs. Canisius 12/3/77  
 11 Wes Matthews vs. Northwestern  
 2/24/79

**MOST POINTS**

- 42 Ken Barnes vs. Indiana 3/8/65 *39 R.D.*  
 38 Joe Franklin vs. Michigan State  
 1/16/68  
 38 Dale Koehler vs. Iowa 2/1/75  
 37 Chuck Nagle vs. Michigan 3/4/67  
 36 Dale Koehler vs. Michigan 2/2/76

**MOST FREE THROWS**

- 17 Dale Koehler vs. Loyola (Chi.)  
 12/6/75  
 15 Paul Morrow vs. Michigan 2/21/53  
 15 Bill Pearson vs. Northwestern 2/18/78  
 14 Clarence Sherrod vs. Tulane 12/19/70  
 13 Joe Franklin vs. Michigan 1/10/67  
 13 Leon Howard vs. Illinois 2/10/73  
 13 Claude Gregory vs. Marquette  
 3/10/81

**MOST FREE THROW ATTEMPTS**

- 24 Paul Morrow vs. Michigan 2/21/53  
 23 Dale Koehler vs. Loyola (Chi.)  
 12/6/75  
 19 Joe Franklin vs. Michigan 1/10/67  
 18 Joe Franklin vs. Northwestern 3/9/68  
 17 Ron Jackson vs. Iowa 1/6/62  
 17 Jack Brens vs. Indiana 2/12/62  
 17 Ken Siebel vs. Indiana 2/12/62  
 17 Leon Howard vs. Illinois 2/10/73

**BEST FREE THROW PERCENTAGE**

- (10+ Att.)  
 1.000 Dick Miller vs. Illinois  
 (12-12) 1/9/56  
 1.000 Clarence Sherrod vs. Ohio St.  
 (12-12) 2/24/70  
 1.000 Clarence Sherrod vs. Illinois  
 (11-11) 2/23/71  
 1.000 Leon Howard vs. Iowa (11-11)  
 2/27/71  
 1.000 Clarence Sherrod vs. Minnesota  
 (11-11) 3/4/71  
 1.000 Wes Matthews vs. Cleveland St.  
 (11-11) 12/22/79.

**WISCONSIN SINGLE SEASON SUPERLATIVES****GAMES PLAYED**

- 29 Joe Chrnlich 1979-80  
 29 Larry Petty 1979-80  
 29 Claude Gregory 1979-80  
 29 Keith Mitchell 1979-80

**GAMES STARTED**

- 29 Joe Chrnlich 1979-80  
 28 Claude Gregory 1979-80  
 28 Cory Blackwell 1982-83  
 28 Brad Sellers 1982-83  
 28 Rick Olson 1982-83

*28 Olson  
 28 Roth*

**MOST FIELD GOALS**

- 215 Cory Blackwell 1982-83  
 211 Clarence Sherrod 1970-71  
 211 Wes Matthews 1979-80  
 202 Joe Franklin *201 C.B.* 1967-68  
 199 Claude Gregory 1980-81  
 197 Claude Gregory 1979-80

**BIG TEN**

- 139 Cory Blackwell 1982-83  
 135 Dale Koehler *134 C.B.* 1975-76  
 131 Clarence Sherrod 1970-71  
 131 Claude Gregory 1980-81  
 130 Wes Matthews 1978-79

**MOST FIELD GOAL ATTEMPTS**

591 Clarence Sherrod	1970-71
505 Don Rehfeldt	1949-50
468 Bob Litzow	1956-57
465 Cory Blackwell	1982-83
438 Clarence Sherrod	1969-70
438 Claude Gregory	1980-81

**BIG TEN**

330 Clarence Sherrod	1970-71
318 Dale Koehler	1975-76
303 Bob Litzow	1956-57
292 Bob Litzow	1957-58
290 Cory Blackwell	1982-83
287 Chuck Nagle	1966-67

**BEST FIELD GOAL PERCENTAGE(200+ Att.)**

.537 Joe Chrnlich	1976-77
.535 Joe Chrnlich	1979-80
.520 Larry Petty	1978-79
.5121 Wes Matthews	1978-79
.5118 Bill Pearson	1977-78

**BIG TEN (100+ Att.)**

.577 Al Rudd	1975-76
.538 Joe Chrnlich	1979-80
.530 Al Henry	1969-70
.525 Brad Sellers	1982-83
.519 Larry Petty	1978-79
.516 Kerry Hughes	1972-73

**MOST FREE THROWS**

168 Clarence Sherrod	1969-70
152 Claude Gregory	1980-81
148 Clarence Sherrod	1970-71
145 Dick Miller	1955-56
140 Joe Franklin	1967-68
140 Claude Gregory	1979-80

**BIG TEN**

115 Clarence Sherrod	1969-70
102 Claude Gregory	1980-81
98 Joe Franklin	1967-68
96 Dick Miller	1955-56
91 Paul Morrow	1952-53

**MOST FREE THROW ATTEMPTS**

210 Joe Franklin	1967-68
202 Clarence Sherrod	1969-70
202 Claude Gregory	1980-81
200 Clarence Sherrod	1970-71
192 James Johnson	1968-69

**BIG TEN**

146 Joe Franklin	1967-68
136 Paul Morrow	1952-53
136 Clarence Sherrod	1969-70
129 Claude Gregory	1980-81
116 Dick Miller	1955-56
116 Clarence Sherrod	1970-71

**BEST FREE THROW PERCENTAGE**

<del>(100+ Att.)</del> .894 Olson	
.888 Wes Matthews	1979-80
.832 Clarence Sherrod	1969-70
.801 Dick Miller	1955-56
.798 Dick Miller	1954-55
.792 Lee Oler	1971-72

**BIG TEN (75+ Att.)**

.863 Wes Matthews	1979-80
.853 Bill Pearson	1977-78
.846 Clarence Sherrod	1969-70
.828 Dick Miller	1955-56
.813 Walter Holt	1957-58

**MOST PERSONAL FOULS**

106 Claude Gregory	1979-80
101 Larry Petty	1980-81
99 Keith Mitchell	1981-82
98 Jim Clinton	1950-51
98 Brad Sellers	1982-83
97 Claude Gregory	1978-79
97 Larry Petty	1979-80
97 Claude Gregory	1980-81

**BIG TEN**

79 Paul Morrow	1952-53
75 Tony Stracka	1952-53
71 Claude Gregory	1979-80
70 Keith Mitchell	1981-82
68 Joe Chrnlich	1978-79
67 Bill Pearson	1977-78

**MOST ASSISTS**

118 Wes Matthews	1979-80
106 Wes Matthews	1978-79
99 Marshall Markham	1950-51
96 Arnold Gaines	1978-79
93 Bob Falk	1976-77
93 Carl Golston	1981-82

**BIG TEN**

83 Marshall Markham	1950-51
72 Wes Matthews	1978-79
64 Arnold Gaines	1977-78
63 Arnold Gaines	1978-79
60 Arnold Gaines	1976-77

**MOST STEALS**

53 Wes Matthews	1978-79
45 Claude Gregory	1978-79
42 Wes Matthews	1979-80
39 John Bailey	1980-81
39 Cory Blackwell	1982-83
37 Claude Gregory	1980-81
37 John Bailey	1981-82



**BIG TEN**

30 Wes Matthews	1978-79
29 Claude Gregory <i>24 R.A.H.</i>	1978-79
28 Cory Blackwell	1982-83
25 John Bailey	1981-82
24 Arnold Gaines <i>24 Blackwell</i>	1977-78
<del>23 Wes Matthews</del>	1979-80
<del>22 Joe Chnelich</del>	1977-78
<del>22 Claude Gregory</del>	1980-81

**MOST POINTS**

570 Clarence Sherrod	1970-71
550 Claude Gregory	1980-81
549 Wes Matthews	1979-80
544 Joe Franklin	1967-68
538 Clarence Sherrod	1969-70

**BIG TEN**

364 Claude Gregory	1980-81
360 Dale Koehler <i>348 C.B.</i>	1975-76
347 Clarence Sherrod	1969-70
345 Clarence Sherrod	1970-71
342 Joe Franklin	1967-68

**MOST REBOUNDS**

344 Jim Clinton	1950-51
334 Joe Franklin	1967-68
306 Jack Brens	1962-63
301 Kim Hughes	1972-73
290 Paul Morrow	1951-52

**BIG TEN**

222 Jim Clinton	1950-51
194 Joe Franklin	1967-68
191 Joe Franklin	1966-67
177 Jack Brens	1962-62
176 Dale Koehler	1975-76
176 Brad Sellers	1981-82

**WISCONSIN CAREER SUPERLATIVES****GAMES PLAYED**

110 Claude Gregory	1977-81
110 Larry Petty	1977-81
109 Joe Chnelich	1976-80
105 Dan Hastings	1977-81
103 Arnold Gaines	1976-80
103 Bill Pearson	1974-78
103 Keith Mitchell	1978-82

**GAMES STARTED**

108 Joe Chnelich	1976-80
99 Larry Petty	1977-81
88 Claude Gregory <i>80 C.B.</i>	1977-81
75 Arnold Gaines	1976-80
72 Larry Petty	1977-80

**MOST FIELD GOALS**

656 Claude Gregory <i>563 C.B.</i>	1977-81
500 Clarence Sherrod	1968-71
489 Wes Matthews	1977-80
478 Dale Koehler	1972-76
465 Joe Chnelich	1976-80

**BIG TEN**

431 Claude Gregory <i>367 C.B.</i>	1977-81
316 Clarence Sherrod	1968-71
306 Dale Koehler	1972-76
299 Joe Chnelich	1976-80
290 Dick Cable	1951-55

**MOST FIELD GOAL ATTEMPTS**

1492 Claude Gregory <i>1234 C.B.</i>	1977-81
1230 Clarence Sherrod	1968-71
1218 Bob Litzow <i>1199</i>	1955-58
1082 Dick Cable	1951-55
1028 Dale Koehler	1972-76

**BIG TEN**

1007 Claude Gregory	1977-81
846 Bob Litzow <i>797 C.B.</i>	1955-58
787 Dick Cable	1951-55
776 Clarence Sherrod	1968-71
670 Dale Koehler	1972-76

**BEST FIELD GOAL PERCENTAGE (500+ Att.)**

.512 Joe Chnelich	1976-80
.492 Brad Sellers	1981-83
.477 Wes Matthews	1977-80
.474 Kim Hughes	1971-74
.472 Larry Petty	1977-81
.467 Kerry Hughes	1971-74

**BIG TEN (300+ Att.)**

.5094 Al Henry	1967-70
.5093 Brad Sellers	1981-83
.502 Joe Chnelich	1976-80
.488 Kerry Hughes	1971-74
.4703 Lee Oler	1969-72
.4698 Kim Hughes	1971-74



**MOST FREE THROWS**

433 Claude Gregory	1977-81
408 Clarence Sherrod	1968-71
316 Dick Cable	1951-55
307 Paul Morrow	1951-54
301 James Johnson	1966-69

**BIG TEN**

285 Claude Gregory	1977-81
234 Clarence Sherrod	1968-71
230 Dick Cable	1951-55
224 Paul Morrow	1951-54
196 Ken Siebel	1960-63

**MOST FREE THROW ATTEMPTS**

586 Claude Gregory	1977-81
522 Clarence Sherrod	1968-71
476 Joe Franklin	1965-68
449 Paul Morrow	1951-54
429 James Johnson	1966-69

**BIG TEN**

387 Claude Gregory	1977-81
325 Clarence Sherrod	1968-71
312 Dick Cable	1951-55
305 Joe Franklin	1965-68
285 Ken Siebel	1960-63

**BEST FREE THROW****PERCENTAGE (200+ Att.)**

.817 Wes Matthews	1977-80
.804 Mike Carlin	1965-68
.801 Dick Miller	1953-56
.785 Lee Oler	1969-72
.782 Clarence Sherrod	1968-71

**BIG TEN (150+ Att.)**

.824 Dick Miller	1953-56
.823 Wes Matthews	1977-80
.782 Clarence Sherrod	1968-71
.766 Bill Pearson	1974-78
.756 Chuck Nagle	1966-69

**MOST PERSONAL FOULS**

389 Claude Gregory	1977-81
371 Larry Petty	1977-81
341 Joe Chnelich	1976-80
287 Bill Pearson	1974-78
263 Paul Morrow	1951-54
263 Arnold Gaines	1976-80

**BIG TEN**

252 Claude Gregory	1977-81
237 Larry Petty	1977-81
236 Joe Chnelich	1976-80
205 Bill Pearson	1974-78
202 Arnold Gaines	1976-80

**MOST ASSISTS**

290 Arnold Gaines	1976-80
255 Wes Matthews	1977-80

222 Dan Hastings	1977-81
195 Bob Falk	1974-77
194 James Smith	1975-78

**BIG TEN**

202 Arnold Gaines	1976-80
131 Wes Matthews	1977-80
122 James Smith	1975-78
117 Dan Hastings	1977-81
112 Bob Falk	1974-77

**MOST STEALS**

131 Claude Gregory	1977-81
113 Wes Matthews	1977-80
90 John Bailey	1978-82
75 Joe Chnelich	1976-80
<del>67 Cory Blackwell</del> <i>78</i>	1981-83
62 Arnold Gaines	1976-80
54 Larry Petty	1977-81

**BIG TEN**

84 Claude Gregory	1977-81
61 Wes Matthews	1977-80
52 Joe Chnelich	1976-80
51 John Bailey	1978-82
49 Arnold Gaines	1976-80
<del>47 Cory Blackwell</del>	1981-83
33 Dan Hastings	1977-81
33 Larry Petty	1977-80

**MOST POINTS**

1745 Claude Gregory	1977-81
1408 Clarence Sherrod	1968-71
1251 Wes Matthews	1977-80
1215 Joe Franklin	1965-68
1200 Dale Koehler	1972-76

**BIG TEN**

1147 Claude Gregory	1977-81
886 Clarence Sherrod	1968-71
810 Dick Cable	1951-55
778 Dale Koehler	1972-76
759 Joe Chnelich	1976-80

**MOST REBOUNDS**

904 Claude Gregory	1977-81
858 Joe Franklin	1965-68
841 Joe Chnelich	1976-80
806 Kim Hughes	1971-74
718 Larry Petty	1977-81

**BIG TEN**

609 Claude Gregory	1977-81
539 Joe Chnelich	1976-81
526 Joe Franklin	1965-68
471 Kim Hughes	1971-74
441 Larry Petty	1977-81

## WISCONSIN TEAM SINGLE GAME SUPERLATIVES

### MOST FIELD GOALS

48 vs. Gonzaga 12/17/63  
48 vs. Southern Methodist 12/9/67  
44 vs. West Virginia 12/18/65  
44 vs. Illinois 3/11/67  
44 vs. Eastern Illinois 12/1/70

### MOST FIELD GOAL ATTEMPTS

113 vs. Michigan State 1/6/64  
111 vs. Michigan Tech 12/5/70  
102 vs. South Dakota 12/9/72  
99 vs. Northern Michigan 12/11/71  
97 vs. West Virginia 12/18/65

### BEST FIELD GOAL PERCENTAGE

.744 vs. Army (32-43) 12/30/79  
.625 vs. Michigan State (40-64) 1/20/73  
.620 vs. Northwestern (31-50) 1/11/79 *.623 MSU 1/12/84*  
.613 vs. Utah (38-62) 12/28/62  
.613 vs. Bowling Green (38-62) 12/24/64

### MOST FREE THROWS

41 vs. Illinois 1/1/55  
40 vs. Minnesota 1/12/53  
37 vs. Michigan 2/21/53  
34 vs. Arizona 12/30/66  
33 vs. Illinois 2/19/55  
33 vs. Iowa 1/6/62  
33 vs. Indiana 2/12/62

### MOST FREE THROW ATTEMPTS

61 vs. Michigan 2/21/53  
54 vs. Illinois 1/1/55  
50 vs. Indiana 2/12/62  
48 vs. Minnesota 1/12/53  
48 vs. Michigan State 3/9/53

### BEST FREE THROW PERCENTAGE

1.000 vs. Purdue (22-22) 2/7/76  
.950 vs. Michigan State (19-20) 2/27/65  
.947 vs. Michigan State (18-19) 2/19/66  
.941 vs. Ohio University (16-17) 12/15/70  
.935 vs. Michigan State (29-31) 3/1/54

### MOST REBOUNDS

79 vs. Michigan Tech 12/5/70  
74 vs. South Dakota 12/9/72  
74 vs. Washington (St. Louis) 12/11/73

### MOST POINTS

120 vs. Southern Methodist 12/9/67  
115 vs. Gonzaga 12/17/63  
114 vs. Michigan Tech 12/5/70  
113 vs. Iowa 2/9/74  
110 vs. Northwestern 2/21/67

## WISCONSIN TEAM SINGLE SEASON SUPERLATIVES

### MOST FIELD GOALS

793 in 1961-62  
792 in 1970-71  
783 in 1975-76  
783 in 1979-80  
780 in 1963-64

### BIG TEN

535 in 1975-76  
519 in 1974-75  
506 in 1976-77  
495 in 1978-79  
487 in 1977-78

### MOST FIELD GOAL ATTEMPTS

1915 in 1963-64  
1831 in 1970-71  
1818 in 1974-75  
1812 in 1961-62  
1808 in 1975-76

### BIG TEN

1258 in 1975-76  
1253 in 1974-75  
1231 in 1952-53  
1184 in 1976-77  
1154 in 1963-64

### BEST FIELD GOAL PERCENTAGE

.470 in 1979-80  
.461 in 1980-81  
.456 in 1973-74  
.445 in 1967-68  
.4404 in 1982-83  
.4401 in 1962-63  
*.471 in 1983-84*

### BIG TEN

.473 in 1973-74  
.457 in 1980-81  
.451 in 1972-73  
.447 in 1971-72  
.446 in 1965-66  
*.457 in 1983-84*



**MOST FREE THROWS**

495 in 1954-55  
 486 in 1953-54  
 473 in 1952-53  
 463 in 1970-71  
 457 in 1966-67  
 457 in 1979-80

**BIG TEN**

378 in 1952-53  
 345 in 1954-55  
 324 in 1953-54  
 291 in 1966-67  
 291 in 1977-78

**MOST FREE THROW ATTEMPTS**

717 in 1952-53  
 695 in 1953-54  
 693 in 1954-55  
 666 in 1961-62  
 658 in 1966-67  
 658 in 1970-71

**BIG TEN**

565 in 1952-53  
 479 in 1954-55  
 456 in 1953-54  
 419 in 1977-78  
 418 in 1955-56

**BEST FREE THROW PERCENTAGE**

.725 in 1982-83  
 .718 in 1975-76  
 .716 in 1979-80  
 .714 in 1954-55  
 .7044 in 1969-70  
 .7036 in 1970-71

*.754 in 1983-84*

**BIG TEN**

.738 in 1973-74  
 .736 in 1969-70  
 .722 in 1954-55  
 .721 in 1982-83  
 .716 in 1979-80  
 .715 in 1966-67

*.764 in 1983-84*

**MOST REBOUNDS**

1268 in 1970-71  
 1245 in 1972-73  
 1207 in 1966-67  
 1196 in 1962-63  
 1177 in 1961-62

**BIG TEN**

776 in 1975-76  
 775 in 1974-75  
 741 in 1976-77  
 722 in 1970-71  
 714 in 1962-63

**BEST REBOUND AVERAGE**

52.8 in 1970-71  
 51.9 in 1972-73  
 50.3 in 1966-67  
 50.0 in 1950-51  
 49.8 in 1962-63

**BIG TEN**

51.6 in 1970-71  
 51.0 in 1962-63  
 50.1 in 1966-67  
 48.8 in 1961-62  
 47.5 in 1963-64

**MOST POINTS**

2047 in 1970-71  
 2032 in 1961-62  
 2023 in 1979-80  
 1997 in 1975-76  
 1967 in 1963-64

**BIG TEN**

1338 in 1975-76  
 1265 in 1977-78  
 1264 in 1976-77  
 1260 in 1974-75  
 1237 in 1978-79

**BEST OFFENSIVE SCORING AVERAGE**

86.3 in 1970-71  
 84.7 in 1961-62  
 81.9 in 1963-64  
 81.8 in 1966-67  
 80.1 in 1967-68

**BIG TEN**

84.8 in 1966-67  
 84.1 in 1970-71  
 83.6 in 1961-62  
 81.6 in 1969-70  
 78.6 in 1963-64



**BEST DEFENSIVE SCORING AVERAGE**

52.6 in 1949-50  
 56.9 in 1950-51  
 60.0 in 1951-52  
 61.9 in 1952-53  
 63.3 in 1953-54

**BIG TEN**

55.0 in 1949-50  
 57.4 in 1950-51  
 60.3 in 1951-52  
 62.4 in 1952-53  
 65.3 in 1979-80

**BEST DEFENSIVE REBOUND AVERAGE**

31.8 in 1979-80  
 32.7 in 1980-81  
 33.5 in 1954-55  
 36.6 in 1982-83  
 36.8 in 1978-79  
 37.4 in 1977-78

*30.5 in 1983-84*

**BIG TEN**

31.9 in 1979-80  
 32.3 in 1980-81  
 33.6 in 1978-79  
 35.1 in 1954-55  
 35.6 in 1982-83  
 36.7 in 1977-78

*30.0 in 1983-84*


**MISCELLANEOUS RECORDS****TEAM**

MOST CONSECUTIVE FREE THROWS SINGLE GAME—23 vs. Michigan State 3/1/54  
 MOST ASSISTS SINGLE GAME—33 vs. Northwestern 3/7/53  
 MOST FOULS COMMITTED SINGLE GAME—33 vs. Notre Dame 12/4/65  
 LARGEST MARGIN OF VICTORY—70 vs. Beloit (80-10) 1/7/05  
 LARGEST MARGIN OF DEFEAT—53 vs. Indiana (114-61) 1/31/76  
 LONGEST WINNING STREAK—29 games (15-0 in 1911-12 and first 14 in 1912-13)  
 LONGEST WINNING STREAK AT HOME—32 games (March 8, 1911 to January 8, 1915)  
 LONGEST LOSING STREAK—14 games (January 8, 1976 to February 26, 1976)  
 LARGEST ATTENDANCE SINGLE GAME—23,266 at Lexington, KY 11/27/76 (vs. Kentucky)  
 LARGEST ATTENDANCE BIG TEN GAME—19,165 at Chicago Stadium 2/15/47 (vs. Northwestern)  
 LARGEST HOME ATTENDANCE—14,000 vs. Pittsburgh 3/22/41 (equalled five other times)  
 LARGEST HOME SEASON ATTENDANCE—150,000 in 1948-49 (12 games)  
 LARGEST TOTAL SEASON ATTENDANCE—257,820 in 1978-79 (27 games)


**INDIVIDUAL**

BEST SCORING AVERAGE ENTIRE CAREER—19.6 by Clarence Sherrod 1968-71  
 BEST SCORING AVERAGE BIG TEN CAREER—21.1 by Clarence Sherrod 1968-71  
 BEST SCORING AVERAGE SINGLE SEASON—23.8 by Clarence Sherrod 1970-71  
 BEST SCORING AVERAGE BIG TEN SEASON—24.8 by Clarence Sherrod 1970-71  
 CONSECUTIVE FREE THROWS (ANY GAMES)—35 by Wes Matthews 12/12/79-1/5/80  
 CONSECUTIVE FREE THROWS (BIG TEN)—29 by Dick Miller 1955-56  
 CONSECUTIVE FREE THROWS START OF CAREER—14 by Martin Gharrity 1959-60


## WISCONSIN'S ALL-AMERICAN PLAYERS



1905  
Chris Steinmetz




1916  
George Levis, forward




1930  
Harold (Bud) Foster, guard



1941  
Gene Englund, forward



1942  
John Kotz, forward



1950  
Don Rehfeldt, center



## WISCONSIN AWARDS

### WISCONSIN ALL- CONFERENCE PLAYERS

- 1907—Charles Scribner, forward\*
- 1907—Arthur Frank, guard\*
- 1908—Hugh Harper, guard
- 1908—Helfner Swenholt, forward\*
- 1911—Wallie Scoville, guard
- 1912—Wallie Scoville, guard
- 1912—Otto Stangel, forward
- 1913—John Van Riper, guard\*
- 1913—Gene Van Ghent, center\*
- 1913—Carl Harper, guard\*
- 1913—Allen Johnson, forward\*
- 1914—Gene Van Ghent, center\*
- 1914—Carl Harper, guard\*
- 1915—George Levis, forward
- 1916—George Levis, forward
- 1916—William Chandler, center
- 1916—Harold Olson, guard
- 1917—William Chandler, center
- 1917—Harold Olson, guard
- 1917—Paul Meyers, guard
- 1923—Gus Tebell, guard
- 1923—Rollie Williams, guard
- 1924—Marshall Diebold, guard
- 1925—Marshall Diebold, guard
- 1928—George Hotchkiss, guard
- 1929—Harold E. Foster, center\*
- 1929—Ed Chmielewski, guard\*
- 1930—Harold E. Foster, center\*
- 1930—Ed Chmielewski, guard
- 1934—Rolf "Chub" Poser, guard
- 1935—Rolf "Chub" Poser, guard
- 1935—Gil McDonald, guard
- 1938—Hod Powell, forward
- 1940—Gene Englund, center
- 1941—Gene Englund, center
- 1941—John Kotz, forward
- 1942—John Kotz, forward
- 1943—Ray Patterson, center (2nd)
- 1944—Ray Patterson, center (2nd)
- 1944—Russ Wendland, guard (2nd)
- 1946—Bobby Cook, forward (hm)
- 1947—Glen Selbo, guard
- 1947—Walt Lautenbach, guard
- 1947—Bob Cook, forward
- 1948—Bob Cook, forward
- 1949—Don Rehfeldt, center
- 1950—Don Rehfeldt, center
- 1951—Ab Nicholas, guard
- 1952—Ab Nicholas, guard
- 1954—Paul Morrow, center
- 1968—Joe Franklin, forward

*1954—Cory Blackwell, forward*  
\*Also All-Western choice

### Osman "Oz" Fox Memorial Trophy Most Valuable Player (Gyro Club)

- 1941—Gene Englund, center\*
  - 1942—John Kotz, forward\*
  - 1943—Bob Sullivan, forward
  - 1944—Ray Patterson, center
  - 1945—Ray Patterson, center
  - 1946—Robert Cook, forward
  - 1947—Glen Selbo, guard\*
  - 1948—Robert Cook, forward
  - 1949—Don Rehfeldt, center
  - 1950—Don Rehfeldt, center\*
  - 1951—Ab Nicholas, guard
  - 1952—Ab Nicholas, guard
  - 1953—Charles Siefert, guard
  - 1954—Paul Morrow, center
  - 1955—Richard Cable, forward
  - 1956—Dick Miller, guard
  - 1957—Bob Litzow, forward
  - 1958—Walter Holt, guard
  - 1959—Bob Barneson, forward
  - 1960—Fred Clow, center
  - 1961—Ken Siebel, forward\*
  - 1962—Ken Siebel, forward
  - 1963—Ken Siebel, forward
  - 1964—Ken Gustafson, forward
  - 1965—Jim Bohem, guard
  - 1966—Paul Morenz, guard
  - 1967—Joe Franklin, forward
  - 1968—Joe Franklin, forward
  - 1969—James Johnson, forward
  - 1970—Albert Henry, center
  - 1971—Glen Richgels, center
  - 1972—Leon Howard, forward
  - 1973—Leon Howard, forward  
and Kim Hughes, center
  - 1974—Gary Anderson, guard  
and Kim Hughes, center
  - 1975—Dale Koehler, forward
  - 1976—Dale Koehler, forward
  - 1977—Bob Falk, guard
  - 1978—Arnold Gaines, guard
  - 1979—Wes Matthews, guard
  - 1980—Joe Chnelich, forward
  - 1981—Claude Gregory, forward
  - 1982—John Bailey, guard
  - 1983—Cory Blackwell, forward
- \*Also Won Big Ten Trophy

### All Conference Academic

- 1967—Chuck Nagle
- 1970—Clarence Sherrod
- 1972—Lee Oler
- 1974—Gary Anderson
- 1978—Bill Pearson



### Goodman Brothers Rebounding Trophy

1966—Joe Franklin, forward	235
1967—Joe Franklin, forward	289
1968—Joe Franklin, forward	334
1969—James Johnson, forward	210
1970—Al Henry, center	265
1971—Glen Richtigels, center	254
1972—Kim Hughes, center	239
1973—Kim Hughes, center	301
1974—Kim Hughes, center	266
1975—Dale Koehler, forward-center	213
1976—Dale Koehler, forward	263
1977—James Gregory, forward	268
1978—Joe Chernelich, forward	182
1979—Claude Gregory, forward	236
1980—Claude Gregory, forward	254
1981—Claude Gregory, forward	249
1982—Brad Sellers, forward	254
1983—Brad Sellers, forward	219

### Jimmy Demetral Free Throw Trophy

1965—Ken Barnes, forward	.738 (62 of 84)
1966—Mike Carlin, guard	.778 (70 of 90)
1967—Mike Carlin, guard	.852 (46 of 54)
1968—Mike Carlin, guard	.800 (56 of 70)
1969—Chuck Nagle, forward	.841 (53 of 63)
1970—Clarence Sherrod, guard	.832 (168 of 202)
1971—Lee Oler, guard	.831 (49 of 59)
1972—Lee Oler, guard	.792 (84 of 106)
1973—Kerry Hughes, forward	.773 (51 of 66)
1974—Marcus McCoy, forward	.837 (41 of 49)
1975—Bruce McCauley, guard	.784 (98 of 125)
1976—Bill Pearson, forward	.833 (45 of 54)
1977—James Gregory, forward	.698 (97 of 139)
1978—Bill Pearson, forward	.779 (64 of 75)
1979—Wes Matthews, guard	.784 (109 of 139)
1980—Wes Matthews, guard	.888 (127 of 143)
1981—Claude Gregory, forward	.752 (152 of 202)
1982—John Bailey, guard	.737 (56 of 76)
1983—Brad Sellers, forward	.828 (82 of 99)

### Ed Schmitz Freshman Achievement Award

1966—Tom Mitchell, guard
1967—Dave Zink, forward
1968—Jim DeCremer, center
1969—Lee Oler, forward-center
1970—Leon Howard, forward
1971—Gary Anderson, guard
1972—Tim Paterick, guard
1973—Dale Koehler, forward
1974—Pete Brey, forward
1975—Bill Pearson, forward
1976—Mark Newburg, center
1977—Joe Chernelich, forward
1978—Claude Gregory, forward
1979—James Smith, forward
1980—Greg Dandridge, guard
1981—James Hildebrand, forward
1982—Brad Sellers, forward
1983—Rick Olson, guard

## LEADING WISCONSIN SCORES OF LAST 37 YEARS

	All Games	Big Ten
1946—Bob Cook	289	169*
1947—Bob Cook	323	187*
1948—Bob Cook	235	146*
1949—Don Rehfeldt	381	229*
1950—Don Rehfeldt	436	265*
1951—Ab Nicholas	366	266
1952—Ab Nicholas	361	235
1953—Paul Morrow	352	275*
1954—Dick Cable	301	203
1955—Dick Cable	442	257
1956—Dick Miller	429	290
1957—Bob Litzow	355	239
1958—Bob Litzow	324	209
1959—Bob Barneson	259	158
1960—Marty Gharrity	312	167
—Tom Hughbanks	312	189
1961—Tom Hughbanks	301	172
1962—Ken Siebel	392	282
1963—Jack Brens	425	245
1964—Ken Gustafson	359	174
1965—Mark Zubor	345	206
1966—Ken Gustafson	333	185
1967—Chuck Nagle	463	304
1968—Joe Franklin	544	342
1969—James Johnson	462	255
1970—Clarence Sherrod	538	347
1971—Clarence Sherrod	570	345
1972—Leon Howard	378	242
1973—Leon Howard	431	263
1974—Kim Hughes	367	201
—Gary Anderson	325	214
1975—Bruce McCauley	418	300
1976—Dale Koehler	505	360
1977—James Gregory	429	312
1978—Arnold Gaines	294	260
1979—Wes Matthews	499	338
1980—Wes Matthews	549	316
—Claude Gregory	534	319
1981—Claude Gregory	550	364
1982—Brad Sellers	378	255
1983—Cory Blackwell	511	338

1946—C.B.

529 348

\*12 games

\*\*18 games

**“W” AWARD WINNERS—BASKETBALL 1899—PRESENT**  
 (LIST MAY BE INCOMPLETE)

- Adams, Lloyd '70  
 Affeldt, George '43  
 Alwin, Robert H. '40, '41, '42c  
 Anderson, Dean '76  
 Anderson, Gary '72, '73, '74  
 Anderson, George '14  
 Anderson, Orrin '25  
 Anderson, Peter R. '51, '52  
 Anderson, Walter R. '39, '40cc  
 Andrews, Charles '26, '27, '28  
 Aslakson, Charles '65
- Bachman, Willis D. '45  
 Badura, Robert '55, '56  
 Bailey, John '79, '80, '81, '82cc  
 Bain, Frank '25  
 Barao, Thomas, '70  
 Barlow, Millard M. '19  
 Barnard, Samuel '58  
 Barnes, Kenneth '64, '65, '66  
 Barneson, Robert '58, '59c, '60c  
 Barnum, Rollie '25, '26, '27cc  
 Bartlett, Edwin B. '02, '03  
 Barwig, Byron P. '23, '24, '25  
 Baumgarten David '71  
 Behr, Louis '26, '27, '28c  
 Bell, Byron O. '37, '38, '39cc  
 Benciscutto, Fred M. '50, '51  
 Bender, John S. '33  
 Bickelhaupt, William Verne '10  
 Biggs, James '59, '60, '61c  
 Birch, Albert '09, '10, '11c  
 Birch, Frank V. '18  
 Blackwell, Cory '82, '83  
 Bloor, James L. '46  
 Bohan, James '63, '64, '65c  
 Borland, Glenn F. '56, '57c, '58c  
 Bowers, Dale B. '49  
 Bradley, Morris mgr '41  
 Brens, John '62, '63, '64  
 Brey, Peter '75, '76, '77c  
 Brock, Harold W. '18  
 Brooks, Henry L. '25, '26c  
 Buechl, William K. '51  
 Bunke, Richard M. '45  
 Burdick, Wm. C. 1899, 1900  
 Burlington, Keith '68, '69  
 Burks, Frank '60  
 Bush, James '04, '05, '06c
- Cable, Richard W. '52, '53, '54, '55c  
 Cannon, Patrick '71  
 Carlin, Michael '66, '67, '68cc
- Carlson, George N. '18  
 Carpenter, Edward E. '52c  
 Cartwright, Calvin mgr '77  
 Cary, David '83  
 Ceaser, Carl F. '20, '21, '22  
 Chandler, William '16, '17, '18c  
 Chimelewski, Ed '29, '30, '31cc  
 Chernelich, Joseph '77, '78; '79cc, '80  
 Clark, Joe mgr '83  
 Clinton, James E. '51, '55  
 Clow, Fred '58, '59, '60  
 Colbert, Brian '75, '76  
 Conlon, Dennis '70, '71cc  
 Cook, Robert B. '46, '47, '48  
 Coyne, William '37  
 Crawley, Gerald mgr '58
- Dahlke, Charles '51, '52  
 Daly, Michael C. '53, '54  
 Dandridge, Greg '80, '81, '82, '83c  
 Davis, Ernest D. '37, '38  
 Davis, George C. mgr '22  
 Dean, Harry mgr '52  
 DeCremer, James '70, '71  
 DeMark, Nick R. '34, '35, '36  
 DeMerit, John '57  
 Dick, Donald P. '44  
 Diebold, Marshall J. '23, '24, '25c  
 Dougan, Trevor C. '26  
 Downs, Edward H. '43  
 Doyle, John F. '28, '29cc  
 Drayton, Dwight '70  
 Drevich, Sherwyn A. mgr '49  
 Dupee, David '37, '38, '39cc  
 Dutrisac, Richard '59, '61  
 Dykstra, Clarence '44
- Ellerman, Raymond H. '28, '29  
 Elsom, Kendall A. '23, '24  
 Englund, Gene '39, '40, '41c  
 Englund, Gene Jr. '62  
 Epperson, Charles O. '40, '41
- Falk, Robert '75, '76, '77  
 Falls, Richard H. '47, '48  
 Fanning, Willis M. '20  
 Farber, Maurice '29, '30  
 Farwell, Knight D. '24  
 Faurote, Gerald '76, '77  
 Floden, Tuve J. '15  
 Folz, Daniel J. '53, '54, '55, '56  
 Forbes, James mgr '54  
 Foster, Harold '28, '29, '30c

Franklin, Joseph '66, '67, '68cc  
Frasor, Robert '70, '71, '72c  
Fuller, Gordy '35, '36, '37c

Gaines, Arnold '77, '78, '79cc, '80  
Gardner, Thomas '66  
Gharrity, Martin '60  
Gibson, Douglas N. '22, '23, '24  
Gilbert, Thomas L. mgr '35  
Glasson, Lancelot G. mgr. '44  
Gloor, Andy mgr '81, '82  
Gnoza, Edmund P. mgr '40  
Godfrey, Roger K. '53, '54  
Goering, Vince '45  
Golston, Carl '82  
Grams, David '63  
Greenway, Gary mgr '76  
Gregory, Claude '78, '79, '80, '81  
Gregory, James '77, '78  
Grimm, Kurt '44, '45, '46  
Gross, Raymond '57, '58, '59  
Gustafson, Kenneth '64, '65, '66cc  
Gwyn, Thomas '61, '62, '63c

Haarlow, Robert R. '46, '47, '48, '49  
Haas, Mel '14, '15, '16c  
Hackbart, Dale '59  
Hamann, Ray H. '33, '34, '35,  
Hardy, Emir '75  
Harper, Carl S. '12, '13, '14  
Harper, Hugh A. '06, '08, '10  
Harris, Bob R. '37  
Hastings, Daniel '78, '79, '80, '81c  
Hearden, Donald '62, '63, '64  
Heifetz, Stu mgr '80, '81, '82  
Hendrickson, Eino '67, '68, '70  
Henry, Albert '69, '70c  
Herreid, Carl P. '52  
Hippen, Jack '82, '83  
Hirschberg, Walter '99c, '00c, '01c  
Holcomb, Douglas M. '47  
Hollinger, Robert '45  
Holt, Walter '57, '58  
Howard, Leon '71, '72, '73c  
Hughbanks, Thomas '60, '61, '62c  
Hughes, Kerry '72, '73, '74  
Hughes, Kim '72, '73, '74c  
Hume, John P. mgr '29

Jackson, Ronald '61, '62  
Jacobson, Steve '82cc  
Jefferson, Ivan '59  
Jenson, Bo mgr '81, '82  
Jenkins, Robert '78, '79, '80  
Johnson, Allen '12, '13

Johnson, James '67, '68, '69cc  
Johnson, Richard E. mgr '37  
Johnson, Robert '63, '64  
Johnson, Robert A. '75, '76  
Johnson, Robert (Robb) '66, '67  
Johnson, Silas G. Jr. '51, '52  
Johnson, William E. '44, '45  
Jones, Charles W. '35, '36, '37  
Jorgensen, Richard '55, '56c

Knake, Robert J. '33, '34  
Knapp, Harold '18, '19, '20, '21c  
Koehler, Dale '73, '74, '75c, '76c  
Korth, John '83  
Kotz, John '41, '42, '43c  
Kowalszyk, Henry '27, '29  
Kranick, Lewis G. mgr '36  
Kreklow, Mike '80, '81  
Krueger, Robert H. '43, '47  
Kuckkahn, Todd mgr '80  
Kuechenmeister, Hugo '14  
Kulas, Brian '57, '58, '59

Lange, E. O. '14, '15c  
Larson, LaVerne mgr '28  
Laszewski, Jay '83  
Lautenbach, Walter H. '42, '43, '47c  
Leichtfuss, David '57  
Lester, William P. mgr '17  
Levis, George '15, '16, '17cc  
Lindemann, Walter '08  
Litzow, Robert '56, '57, '58  
Lotzer, Mark '76  
Luchsinger, Robert '73, '74, '75  
Lynch, John E. '41, '42

Mack, Thomas '55, '56  
Mader, Robert E. '47, '48, '49, '50c  
Maisel, Lawrence J. '18  
Mapel, Charles J. '02  
Markham, Marshall D. '49, '50, '51  
Mathews, Eugene R. '45, '46c  
Matthews, Wesley '78, '79, '80  
Mayberry, Craig '69, '70  
McCallum, James '67, '68  
McCauley, Bruce '73, '74, '75  
McConochie, Stewart '03, '04  
McCoy, Marcus (Larry) '73, '74, '75  
McDonald, Gilbert E. '33, '34, '35  
McIntosh, Charles Thomas '17  
McIntosh, Clarence W. '19, '20c  
Menzel, Exner '46, '47  
Merkel, Ralph '25, '26, '27cc  
Miller, David '83  
Miller, Godfrey J. '25  
Miller, Lycan W. '27, '28, '29



Miller, Richard E. '54, '55, '56  
 Miller, William '67  
 Mills, David '59  
 Mills, Edward R. '43, '47, '48c  
 Mitchell, Keith '79, '80, '81, '82  
 Mitchell, Thomas '67, '68, '69  
 Moore, Earl James '48, '49, '50  
 Morenz, Paul '65, '66  
 Morrow, J. Paul '52, '53, '54  
 Mott, James A. mgr '51  
 Mueller, Curtis '54, '55, '56  
 Murray, Richard '59, '60  
 Myers, Peter C. mgr '53  
 Nagel, Charles '67, '68, '69  
 Nelson, Charles E. Jr. mgr '27  
 Nelson, Douglas E. '30, '31, '32  
 Nelson, George B. '26, '27, '28  
 Newburg, Mark '76, '77, '79, '80  
 Nicholas, Albert O. '50, '51, '52  
 Nickoli, Robert F. '46  
 Niemuth, Wallace E. '46, '48  
 Nord, Ronald '50  
 Oake, Leroy '32  
 O'Brien, Leland '44  
 Oler, Lee '70, '71  
 Olson, Harold '15, '16, '17cc  
 Olson, Rick '83  
 O'Melia, Michael '62, '63, '64c  
 Ostrom, Lonnie '61, '62, '63  
 Page, Donald A. '49, '50  
 Pamperin, John F. '58  
 Parker, John E. '54, '55, '56  
 Paterick, Timothy '73, '75, '76  
 Patterson, Donald '63  
 Patterson, Ray '42, '43, '44c  
 Paul, John '29, '30, '31cc  
 Payne, Randolph R. mgr '14  
 Pearson, William '75, '76, '77, '78  
 Pease, Harolow H. '19, '20  
 Petty, Larry '78, '79, '80, '81  
 Phelps, Marion O. '12  
 Piacenza, Richard '73, '74, '76  
 Pipkorn, William mgr '39  
 Ploss, John '82, '83  
 Poker (Pokrzywinski),  
 Lawrence R. '47, '48, '49  
 Poser, John F. '30, '31, '32  
 Poser, Rolf F. '33, '34c, '35c  
 Potter, John C. 01, 02, 03c  
 Powell, Howard '36, '37, '38cc  
 Powers, Edw. P. '26  
 Powers, Robert L. '60, '61  
 Prasil, Antone mgr '43  
 Preboski, Felix F. '34, '35  
 Pritchard, Arlyle mgr '37  
 Radke, Steven F. '57, '58  
 Rebholz, James '67  
 Reddick, Melvin '69  
 Rehfeldt, Donald W. '47, '48, '49, '50  
 Rehm, Fredrick R. '41, '42, '43  
 Remstad, Robert C. '51  
 Rewey, Stanley L. '32  
 Reynolds, Donald W. mgr '21  
 Richgels, Glen '71  
 Richter, Hugh V. (Pat) '61, '62, '63  
 Rizzi, Arthur J. '46, '47  
 Roberts, David '64, '65, '66  
 Rogers, Douglas A. '46, '47, '48, '49c  
 Rogers, Harlan '06, '07, '08c  
 Rogneby, James '57, '58, '59  
 Rohan, Patrick '71, '72  
 Rooney, Geo. W. '36, '37, '38cc  
 Rossin, Robert '59, '60  
 Roth Scott '82, '83  
 Ruckel, Robert '46  
 Rudd, Allen '76  
 Ruder, Geo. L. mgr '16  
 Rundell, John '38, '39, '40cc  
 Ryan, William mgr '57  
 Ryckman, Kenneth A. '32  
 Ryser, Albert Jr. '44  
 Sands, Albert T. '13, '14  
 Sandsmark, Arthur R. mgr '48  
 Scheiwe, Edward J. '40, '41, '42  
 Schell, John '67, '68, '69cc  
 Schmidt, Geo. mgr '26  
 Schmitt, Gustav G. '04  
 Schneider, Fredric G. '48, '49, '50  
 Schneider, Harvey '30, '31, '32  
 Schoeneck, Thomas '65  
 Schofield, H. 02, 03, 04c  
 Schrage, Warren '41, '42  
 Schwartz, John C. '50  
 Schwartz, Robert '39  
 Scott, Harlo W. '41, '42  
 Scoville, Walter A. '10, '11, '12c  
 Scribner, Charles A. '05, '06, '07c  
 Seifriz, Tim mgr '83  
 Selbo, Glen L. '44, '47  
 Sellers, Brad '82, '83  
 Serbiak, Robert '58, '59  
 Severin, Max C. '03, '04  
 Sherrod, Clarence '69, '70, '71cc  
 Siebel, Kenneth F. '61, '62, '63  
 Siefert, Charles J. '52, '53cc  
 Simpson, Eber '17, '18  
 Smith, Desmond C. '44, '45  
 Smith, James III '76, '77, '78c

Smith Jim '83  
 Smith Robert W. '46  
 Smith, Thomas H. '33, '34  
 Smith, William '76, '77  
 Spika, Daniel J. '54  
 Spooner, A. Dwight '23, '24  
 Stack, John W. '58, '59, mgr '60  
 Slauffacher, Rod mgr '83  
 Steen, Marvin H. '31, '32c  
 Stege, Edward R. '34, '35, '36c  
 Steinhaus, Gregg '83  
 Steinmetz, Christian Jr. '02, '03, '04, '05c  
 Steinmetz, Christian R. '31  
 Steinmetz, Donald W. mgr '50  
 Stelter, Keith '65  
 Stephens, Stephen L. '57, '58  
 Stoll, George A. '25, '26, '27  
 Stoltz, Oscar W. '14  
 Stover, Paul 1898, 1900, '01  
 Stracka, Anthony J. '52, '53, '54  
 Strain, Wm. T. '39, '40, '41  
 Strickler, Palmer K. '46  
 Sullivan, Robert D. '45  
 Sullivan, Robert P. '41, '42, '43  
 Sweeney, Dennis '65, '66, '67c  
 Swenholt, Helmer '07, '08, '09c  
 Swensen, Edwin A. '18  
 Sydnor, Raymond '77, '78  
  
 Taylor, Warren A. '20, '21, '22  
 Tenhopen, Elmer R. '27, '28, '29cc  
  
 Ulwelling, John '60  
 Uphoff, Rodney '71  
  
 Vander Meulen, David M. '60, '61  
 Van Dien, James P. '50, '51c  
 Van Gent, E. '12, '13, '14c  
 Van Riper, J. '11, '12, '13c  
 Vivona, Brian mgr '82, '83  
 Voigt, Theodore '67, '68, '69  
  
 Wackman, Ralph '24, '25  
 Walker, Gorden mgr '25  
 Wanzer, Gordon B. mgr '24  
 Ward, Thomas P. '51, '52, '53cc  
 Watson, Gary '71  
 Weaver, Lamont '72, '73, '74  
 Weber, Gary mgr '81  
 Weber, Robert J. '53, '54c  
 Wegner, Fred A. '34, '35, '36  
 Weigandt, Robert '37, '38, '39cc  
 Weisner, Ronald '52, '53, '54  
 Wendlund, Russell '44  
 Whaley, J. Kirkwood mgr '34  
  
 Whisman, Harlan M. mgr '10  
 Wichman, Ray '31, '32, '33c  
 Wilhelm, Steve '72, '73, '74  
 Williams, John M. '21  
 Williams, Rolland F. '21, '22, '23  
 Wise, John E. '46, '49  
 Witt, William '08, '09, '10c  
 Wittig, Robert '63  
 Wolf, Robert A. mgr '47  
 Woellaeger, Edwin F. '03  
 Worthman, Robert J. '49, '50  
  
 Young, Francis P. '60  
  
 Zeiger, Richard '55, '56  
 Zink, David '68, '69, '70  
 Zinkgraf, Gary '79, '82cc  
 Zorn, Willis L. '45, '48, '49  
 Zubor, Mark '64, '65, '66cc  
 Zulfer, Anthony G. '18, '19c  
 Zuppke, Robert C. '04, '05

## 1983-84 BIG TEN NON-CONFERENCE BASKETBALL SCHEDULE

### NOVEMBER

- 26—Toledo at MICHIGAN  
Miami, O. at INDIANA  
South Dakota State at MINNESOTA  
Akron at OHIO STATE  
Florida A&M at WISCONSIN  
Illinois Wesleyan at IOWA
- 28—Bradley at NORTHWESTERN  
Indiana State at MINNESOTA  
North Carolina A&T at MICHIGAN
- 29—Notre Dame at INDIANA
- 30—Central Michigan at MICHIGAN  
Louisville at PURDUE  
Denver at NORTHWESTERN

### DECEMBER

- 1—WISCONSIN at Northern Iowa  
OHIO STATE vs Maryland  
(at The Meadowlands)  
MICHIGAN STATE vs St. Peter's
- 3—Northern Michigan at MICHIGAN  
MINNESOTA at Marquette  
Connecticut at OHIO STATE  
Southern Illinois at WISCONSIN  
Illinois-Chicago Circle at MICHIGAN STATE  
Loyola, Chicago at NORTHWESTERN  
PURDUE at Miami, O.  
INDIANA at Kentucky (CBS-TV)
- 5—MICHIGAN vs Georgia (at The Omni)  
Illinois Wesleyan at NORTHWESTERN  
Boston U. at PURDUE  
Oregon at MINNESOTA  
Nebraska at WISCONSIN
- 6—Tennessee Tech at INDIANA  
ILLINOIS at Vanderbilt
- 7—Northern Illinois at WISCONSIN  
Notre Dame at NORTHWESTERN  
IOWA at Louisville
- 10—Dayton at MICHIGAN  
Tampa at PURDUE  
West Texas State at ILLINOIS  
INDIANA at Texas El-Paso  
WISCONSIN at Kansas State  
IOWA at Oregon State  
NORTHWESTERN at Marquette
- 11—OHIO STATE vs Missouri

- 12—MICHIGAN STATE at Cleveland State  
Loyola (IL) at ILLINOIS
- 14—OHIO STATE at Tulane
- 15—Brooklyn College at MICHIGAN STATE
- 17—Youngstown State at PURDUE  
Detroit at MICHIGAN  
Ohio U. at OHIO STATE
- 19—PURDUE at Evansville  
Jacksonville at MINNESOTA  
Colorado at IOWA
- 20—WISCONSIN at Toledo  
Bowling Green at OHIO STATE
- 21—Kansas State at INDIANA  
MICHIGAN vs Rutgers  
(at The Meadowlands)  
Drake at IOWA  
Cal State-Northridge at ILLINOIS  
NORTHWESTERN at Northern Illinois
- 22—MICHIGAN STATE at Missouri  
Kansas at OHIO STATE  
North Dakota at MINNESOTA  
PURDUE at DePaul
- 27—Cleveland State at NORTHWESTERN
- 28—PURDUE vs Kentucky  
(at Freedom Hall, Louisville)  
ILLINOIS vs Missouri  
(at The Checkerdome, St. Louis)  
MINNESOTA at Detroit
- 30—MINNESOTA at Montana  
NORTHWESTERN at Tampa
- 31—Kentucky at ILLINOIS

### JANUARY

- 2—Iowa State at MINNESOTA
- 14—IOWA at Iowa State  
George Mason at NORTHWESTERN

### FEBRUARY

- 5—Oregon State at MICHIGAN STATE  
(CBS-TV)
- 16—WISCONSIN at Marquette
- 18—Minnesota at Cincinnati

### MARCH

- 3—Marquette at NORTHWESTERN  
South Carolina at IOWA

## 1983-84 BIG TEN TOURNAMENT SCHEDULE

### NOVEMBER

- 25-26—PURDUE at Fresno State Tournament (Fresno State, Northeastern, North Dakota State, PURDUE)  
ILLINOIS at Orange Crush Classic, Rosemont, IL (Utah, Kansas State, Loyola of Chicago, ILLINOIS)
- MICHIGAN STATE hosts Spartan Outclass Classic (Central Michigan, Western Michigan, Fairfield, MICHIGAN STATE)

### DECEMBER

- 2-3 —ILLINOIS Hosts Illini Classic (Eastern Illinois, Western Illinois, So. Mississippi, ILLINOIS)  
IOWA hosts Amana-Hawkeye Classic (Arkansas State, Oregon State, Baylor, IOWA)
- 16-17—INDIANA hosts Indiana Classic (Illinois State, Texas A&M, Utah, INDIANA)
- 27-28—MICHIGAN at The Sun Bowl in El Paso, TX (Texas, Arizona, UTEP, MICHIGAN)
- 28-29—MICHIGAN STATE at Cotton State Insurance Classic in Atlanta (Georgia Tech, Alabama, Nebraska, MICHIGAN STATE)
- 29-30—INDIANA hosts Hoosier Classic (Ball State, Boston College, Iowa State, INDIANA)  
OHIO STATE at Cable Car Classic in San Francisco (St. Joseph's of Pa., Santa Clara, Alaska-Anchorage, OHIO STATE)  
WISCONSIN at Merrill-Lynch Classic in Dayton, Ohio (Dayton, WISCONSIN, Yale, Oklahoma State)
- 30-31—IOWA at Winston Tire Classic in Los Angeles (Memphis State, Mississippi State, USC, IOWA)



## HISTORY OF THE WISCONSIN FIELDHOUSE

The Wisconsin Fieldhouse was a project of then Athletic Director George Little when he arrived at Wisconsin in 1925 and it became a reality in 1930.

In 1927, Little proposed to the athletic council and regents the plan under which the fieldhouse was to be constructed. This proposal met the approval of the board, after two previous attempts had failed; one of those having passed the legislature only to be vetoed by Governor Zimmerman.

The original layout had contemplated a \$650,000 building to house both an indoor training facility for intercollegiate teams and the required program of physical education. The portion to be used for intercollegiate athletics was estimated at \$385,000.

This intercollegiate portion is represented in the present facility that houses both the basketball teams and wrestling squad. Its actual cost was somewhat more than the estimated totaling \$434,000 with construction completed in September of 1931.

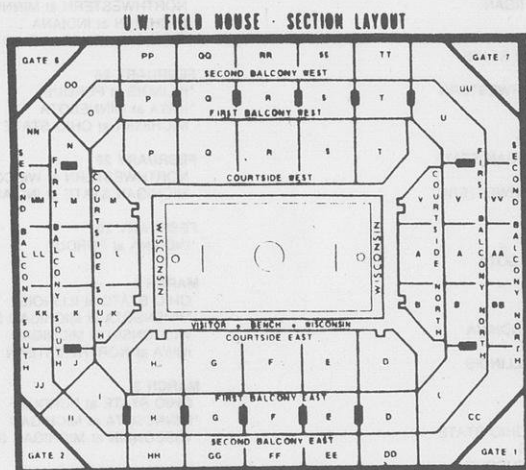
The structure would be a part of Camp Randall Stadium, standing on the south end of the field, with concrete stands built against its north wall. The fieldhouse contained a basketball floor with a seating capacity of 12,000, a complete track facility, and room for indoor football and baseball training.

In April of 1976, the state Building Commission approved \$718,000 for the renovation of the fieldhouse. The project was aimed mainly to improving the seating facility and allowing for other activities to be presented in the building. Permanent bleachers were added to the north, south, and west sides of the court with portable seats and a stage area on the east side. This effort brought the seating capacity to 12,204. New locker rooms and a training facility were constructed under the west side seats and the existing locker rooms were renovated. A new lighting system was added in 1977 to make the Wisconsin Fieldhouse one of the best facilities in the Big Ten.



## WISCONSIN HOME BASKETBALL ATTENDANCE SINCE 1946-47

Year	Games	Attendance	Average	Year	Games	Attendance	Average
1947	11	124,700	11,336	1966	12	85,199	7,100
1948	10	130,900	13,090	1967	11	116,855	10,623
1949	12	150,000	12,500	1968	11	104,346	9,486
1950	11	139,500	12,681	1969	11	112,949	10,268
1951	11	130,550	11,868	1970	11	97,686	8,881
1952	11	132,000	12,000	1971	12	81,051	6,754
1953	11	129,726	11,793	1972	12	79,922	6,660
1954	11	108,192	9,836	1973	11	84,242	7,658
1955	11	92,150	8,377	1974	13	98,346	7,565
1956	11	66,100	6,009	1975	15	82,981	5,532
1957	11	57,529	5,230	1976	14	72,996	5,214
1958	11	61,448	5,586	1977	13	90,609	6,970
1959	11	58,527	5,321	1978	14	122,075	8,720
1960	12	75,216	6,268	1979	14	114,945	8,210
1961	10	65,685	6,569	1980	15	115,960	7,731
1962	13	88,681	6,822	1981	15	101,606	6,774
1963	13	88,905	6,839	1982	13	65,505	5,039
1964	10	69,873	6,987	1983	15	113,617	7,574
1965	10	63,823	6,382				



## ALL-TIME TOP CROWDS

Date	Score	Attendance
Mar. 22, 1941	Wisconsin 36, Pittsburgh 30	14,000
Mar. 7, 1942	Wisconsin 62, Iowa 45	14,000
Jan. 11, 1943	Illinois 52, Wisconsin 40	14,000
Feb. 13, 1943	Indiana 51, Wisconsin 44	14,000
Feb. 19, 1944	Purdue 52, Wisconsin 50	14,000
Feb. 16, 1946	Iowa 44, Wisconsin 39	14,000
Feb. 22, 1947	Ohio State 57, Wisconsin 56	13,800
Mar. 1, 1941	Wisconsin 42, Minnesota 32	13,750
Feb. 15, 1941	Wisconsin 46, Illinois 30	13,600

# 1984 BIG TEN BASKETBALL SCHEDULE

## (Conference Games Only)

### JANUARY 4

\*IOWA at MICHIGAN STATE

### JANUARY 5

NORTHWESTERN at MICHIGAN  
MINNESOTA at ILLINOIS  
WISCONSIN at PURDUE

### JANUARY 7

\*INDIANA at OHIO STATE  
IOWA at MICHIGAN  
NORTHWESTERN at MICHIGAN STATE  
\*MINNESOTA at PURDUE  
ILLINOIS at WISCONSIN

### JANUARY 11

\*ILLINOIS at INDIANA

### JANUARY 12

MICHIGAN at MINNESOTA  
MICHIGAN STATE at WISCONSIN  
PURDUE at OHIO STATE  
NORTHWESTERN at IOWA

### JANUARY 14

\*MICHIGAN at WISCONSIN  
\*MICHIGAN STATE at MINNESOTA  
PURDUE at INDIANA  
ILLINOIS at OHIO STATE

### JANUARY 18

\*OHIO STATE at MICHIGAN

### JANUARY 19

INDIANA at MICHIGAN STATE  
MINNESOTA at IOWA  
WISCONSIN at NORTHWESTERN

### JANUARY 21

INDIANA at MICHIGAN  
OHIO STATE at MICHIGAN STATE  
\*WISCONSIN at IOWA  
MINNESOTA at NORTHWESTERN  
\*PURDUE at ILLINOIS

### JANUARY 25

\*WISCONSIN at MINNESOTA

### JANUARY 26

IOWA at OHIO STATE  
NORTHWESTERN at INDIANA  
MICHIGAN at PURDUE  
MICHIGAN STATE at ILLINOIS

### JANUARY 28

\*IOWA at INDIANA  
\*NORTHWESTERN at OHIO STATE  
MICHIGAN at ILLINOIS  
MICHIGAN STATE at PURDUE

### FEBRUARY 1

\*PURDUE at NORTHWESTERN

### FEBRUARY 2

INDIANA at MINNESOTA  
OHIO STATE at WISCONSIN  
ILLINOIS at IOWA  
MICHIGAN at MICHIGAN STATE

### FEBRUARY 4

\*INDIANA at WISCONSIN  
OHIO STATE at MINNESOTA  
\*PURDUE at IOWA  
\*ILLINOIS at NORTHWESTERN

### FEBRUARY 8

\*NORTHWESTERN at ILLINOIS

### FEBRUARY 9

IOWA at PURDUE  
MINNESOTA at OHIO STATE  
WISCONSIN at INDIANA

### FEBRUARY 11

\*MICHIGAN STATE at MICHIGAN  
NORTHWESTERN at PURDUE  
\*MINNESOTA at INDIANA  
WISCONSIN at OHIO STATE

### FEBRUARY 12

IOWA at ILLINOIS (NBC-TV)

### FEBRUARY 15

\*MINNESOTA at WISCONSIN

### FEBRUARY 16

INDIANA at IOWA  
OHIO STATE at NORTHWESTERN  
PURDUE at MICHIGAN STATE  
ILLINOIS at MICHIGAN

### FEBRUARY 18

\*INDIANA at NORTHWESTERN  
\*OHIO STATE at IOWA  
PURDUE at MICHIGAN

### FEBRUARY 19

ILLINOIS at MICHIGAN STATE (NBC-TV)

### FEBRUARY 22

\*MICHIGAN STATE at OHIO STATE

### FEBRUARY 23

IOWA at WISCONSIN  
NORTHWESTERN at MINNESOTA  
MICHIGAN at INDIANA  
MICHIGAN STATE at OHIO STATE

### FEBRUARY 25

\*ILLINOIS at PURDUE  
\*IOWA at MINNESOTA  
MICHIGAN at OHIO STATE

### FEBRUARY 26

NORTHWESTERN at WISCONSIN  
MICHIGAN STATE at INDIANA (NBC-TV)

### FEBRUARY 29

\*INDIANA at PURDUE

### MARCH 1

OHIO STATE at ILLINOIS  
MINNESOTA at MICHIGAN STATE  
WISCONSIN at MICHIGAN  
IOWA at NORTHWESTERN

### MARCH 3

OHIO STATE at PURDUE  
\*MINNESOTA at MICHIGAN  
\*WISCONSIN at MICHIGAN STATE

### MARCH 4

INDIANA at ILLINOIS (CBS-TV)

### MARCH 6

PURDUE at WISCONSIN

### MARCH 7

\*MICHIGAN at IOWA

### MARCH 8

MICHIGAN STATE at NORTHWESTERN  
ILLINOIS at MINNESOTA

### MARCH 10

\*MICHIGAN at NORTHWESTERN  
\*OHIO STATE at INDIANA  
PURDUE at MINNESOTA  
WISCONSIN at ILLINOIS

### MARCH 11

MICHIGAN STATE at IOWA (CBS-TV)

\*Metro Sports TV Games



# NOTES



## NOTES



## NOTES

## NOTES

# NOTES



# UNIVERSITY OF WISCONSIN

The University of Wisconsin-Madison was established in the same constitutional document which proclaimed Wisconsin's statehood in 1848.

Today, the University of Wisconsin-Madison ranks among the great universities of the world in size, scope, and academic excellence.

In the fall of 1981, 3,979 courses were offered. Majors were available in 152 bachelor's, 187 master's and 118 doctor's degree programs. An array of intellectual experiences are available at the University. For example, UW-Madison has its own nuclear reactor, one of the finest textile collections in the country, a building in which nearly every conceivable environmental condition can be simulated, a collection of more than 1,700 United Artists Corporation movies from 1919 to 1951, and a mastodon skeleton.

Three faculty members have won Nobel Prizes, the most recent being Professor **Howard M. Temin**, oncologist, who won the 1975 award in medicine. **Dr. Joshua Lederberg** won the 1958 prize for his studies of the genetic material in bacteria, and **Dr. Har Gobind Khorana** was recognized in 1968 for his pioneering work in the field of nucleic acid chemistry.

UW-Madison ranked eighth among the nation's leading institutions in faculty quality in a survey of more than 4,000 professors at four year colleges. UW-Madison departments won a ranking in 12 of the 19 academic fields in a 1977 survey by Evertt C. Ladd Jr., and Seymour Lipset, well-known educational researchers. Results were published in 1979 by the Chronicle of Higher Education.

Highest ranking for UW-Madison were second in agriculture and third in biological sciences. Ranked fourth were foreign languages and sociology. Education and history placed fifth, while chemistry stood sixth and mathematics-statistics seventh. Engineering and political science were rated eighth, economics ninth, and psychology tenth.

Wisconsin has ranked among the top ten educational institutions in the country in every published study of faculty and administrative opinion since the early 1900's.

The American Council on Education ranked the University "distinguished" or strong in 26 of 29 academic disciplines surveyed. Particular praise was given to the departments of chemical engineering, geography, Spanish, botany, history, bacteriology, and bio-chemistry.

The University also ranks high in several other areas: Second nationally in number of doctorates awarded in the past four decades. Second in total expenditures for research and development.

Third in providing federal executives holding doctorates, in total gifts received by state universities, in contributions from business and corporations and in foreign student population.

Fifth in number of full-time students, and seventh among alma maters of presidents serving the nation's largest corporations.

Excellence results from the continued financial support provided by the citizens of Wisconsin, and from the University's dedication to providing maximum educational opportunities for all state citizens, the acquisition of new knowledge through research, and the application of knowledge to the improvement and use of society.



The view of Madison from Bascom Hall

1983-84 University of Wisconsin Basketball Team



WISCONSIN  
54  
BADGERS

WISCONSIN  
30  
BADGERS

WISCONSIN  
22  
BADGERS

WISCONSIN  
32  
BADGERS

WISCONSIN  
50  
BADGERS

WISCONSIN  
12  
HARRIS

WISCONSIN  
42  
BADGERS

WISCONSIN  
44  
BADGERS

WISCONSIN  
52  
BADGERS

WISCONSIN  
0  
BADGERS

WISCONSIN  
0  
BADGERS